

AGRE - ASSESSORIA E GESTÃO DE RISCO A EMPRESAS

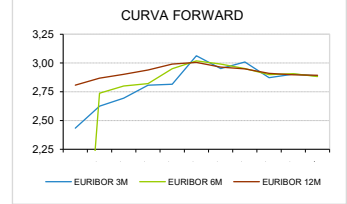
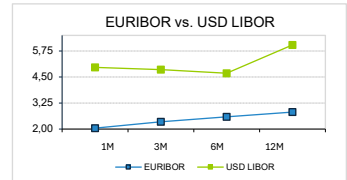
derivados.caixabi@caixabi.pt - 21 313 73 26

RENDA FIXA

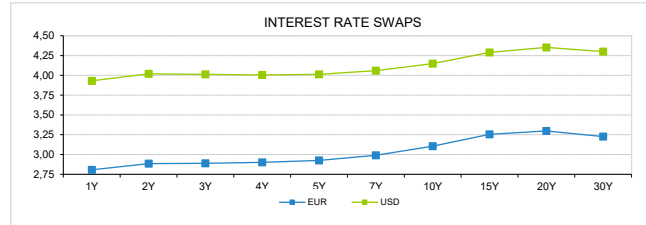
INTERBANK OFFERED RATES									
EURIBOR	FIXING	1D (bps)	1M (bps)	USD LIBOR	LAST PRICE	1D (bps)	1M (bps)	GBP	CHF
1M	2,0440	4	8	1M	4,9602	0	-35	3,7438	-0,0200
3M	2,3510	4	12	3M	4,8537	0	-42	3,8015	0,0532
6M	2,5860	0	11	6M	4,6821	-1	-45	3,9243	0,1000
12M	2,8160	-3	11	12M	6,0414	8	31	4,1245	0,2825

INTEREST RATE SWAPS						
EUR	LAST	1D (bps)	1M (bps)	1Y	3Y	5Y
1Y	2,8069	0	10	2,9662	2,9453	3,1170
2Y	2,8860	1	11	2,9307	2,9865	3,1670
3Y	2,8884	1	11	2,9350	3,0280	3,2210
4Y	2,9020	2	10	2,9580	3,0738	3,2670
5Y	2,9261	2	10	2,9875	3,1230	3,3105
7Y	2,9903	2	9	3,0640	3,2120	3,3880
10Y	3,1050	2	8	3,1790	3,3200	3,4601
15Y	3,2550	2	7	3,3100	3,3970	3,4661
20Y	3,2980	2	7	3,3295	3,3724	3,4009
30Y	3,2260	2	7	3,2360	3,2421	3,2376

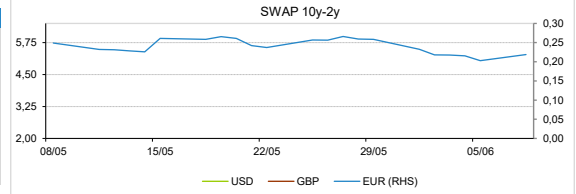
TAXA DE REFERENCIA BANCO CENTRAL	
Zona Euro	2,15
EUA	3,75
Reino Unido	3,75
Japão	0,75
Canadá	2,25
Suíça	-0,75
China	5,75
Brasil	14,50
Austrália	4,35
Índia	3,00



INTEREST RATE SWAPS				FORWARDS		
USD	LAST	1D (bps)	1M (bps)	1Y	3Y	5Y
1Y	3,9309	1	20	4,1070	3,9750	4,1530
2Y	4,0193	2	30	4,0550	4,0120	4,1960
3Y	4,0120	2	31	4,0290	4,0570	4,2360
4Y	4,0044	2	30	4,0340	4,1010	4,2730
5Y	4,0119	2	29	4,0560	4,1410	4,3140
7Y	4,0599	3	25	4,1140	4,2190	4,3910
10Y	4,1474	3	20	4,2090	4,3310	4,4810
15Y	4,2895	3	14	4,3400	4,4250	4,5250
20Y	4,3530	3	12	4,3815	4,4245	4,4790
30Y	4,2988	3	9	4,3040	4,3040	4,3090

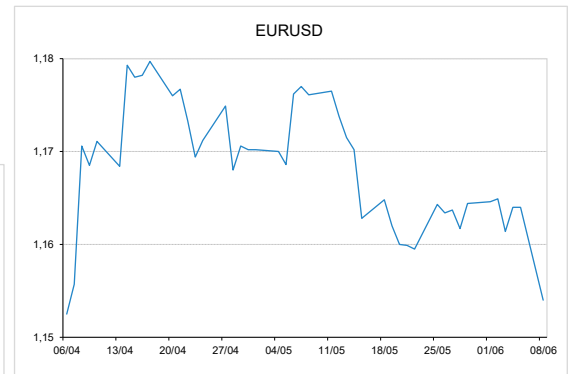
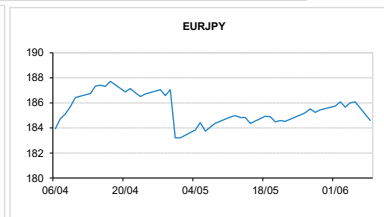
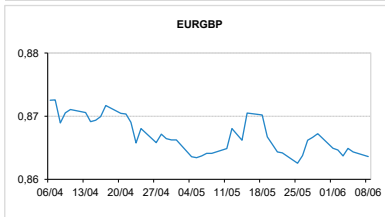


COMMODITIES	LAST	Var. 1D	Var. 1M	BONDS	YIELD	1D (bps)	1M (bps)
BRENT	94,52	1,43	-3,05	OT 2Y	2,675	0,01	6,70
JETFUEL	1.136,50	-22,00	-301,50	OT 5Y	2,940	0,02	8,40
DIESEL	1.074,50	-20,75	-237,00	OT 10Y	3,437	0,03	7,00
COBRE	13.517,00	-412,50	385,00	BUND 10Y	3,034	2,75	6,90
ZINCO	3.511,20	-57,25	137,44	SCHATZ 2Y	3,070	1,25	11,70
OURO	4.336,01	7,56	-379,24	T-NOTE 10Y	4,855	1,13	15,70
TRIGO	586,00	6,00	-33,00	T-NOTE 2Y	4,424	-0,20	26,40
LICENÇA C02	77,18	0,24	2,00	GILT 10Y	5,656	5,15	0,10



CAMBIAL

CAMBIAL	FIXING	Var. 1D	Var. 1M	FW 3M	FW 6M	FW 12M
EUR/USD	1,1540	-0,86%	-1,88%	1,1583	1,1621	1,1702
EUR/GBP	0,8636	0,08%	0,06%	0,86703	0,87042	0,87760
EUR/JPY	184,600	0,80%	-0,12%	184,593	184,586	184,571
EUR/CHF	0,9202	-0,33%	-0,59%	0,9146	0,9086	0,8965
EUR/BRL	5,9745	-0,31%	-3,55%	6,1322	6,2829	6,5937
EUR/PLN	4,2417	-0,04%	-0,11%	4,2583	4,2749	4,3148



FIXINGS CONTRA USD e EUR

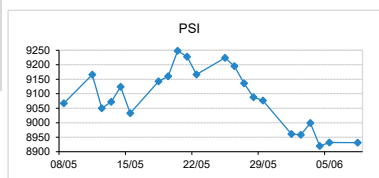
	EUR	USD	GBP	JPY	CHF	SEK	DKK	CAD	AUD	BRL	NOK
EUR	-	1,1540	0,8636	184,60	0,9202	10,8791	7,4742	1,6104	1,63625	5,9745	10,9200
USD	0,8665	-	0,7495	160,09	0,7970	9,4186	6,4763	1,3943	1,4168	5,1754	9,4585

ACCIONISTA

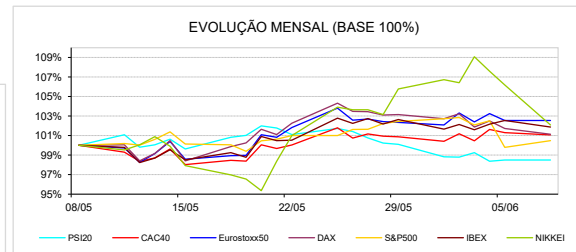
TITULO	COTAÇÃO	1D %	YTD %
ALTRI	4,910	0,51	9,11
BCP	0,921	-0,73	2,72
CORT. AMORIM	6,510	0,62	-1,51
CTT	5,880	-1,01	-20,86
EDP	4,424	0,02	13,00
EDP R	14,010	-0,14	16,36
GALP	19,460	1,04	33,01
IBERSOL	10,240	0,20	3,43
J MARTINS	17,570	-0,85	-13,28
MOTA ENGL	4,486	-1,32	-9,34
NAVIGATOR	3,428	1,06	9,17
NOS	4,972	0,24	26,26
REN	3,470	0,58	7,93
SEMAPA	23,200	0,43	11,00
SONAE SGPS	1,892	0,21	17,37
TEIX. DUARTE	0,412	-1,44	-35,30

MAIORES GANHOS/PERDAS

Título	Variação %
NAVIGATOR	1,06
GALP	1,04
CORT. AMORI	0,62
REN	0,58
ALTRI	0,51
BCP	-0,73
J MARTINS	-0,85
CTT	-1,01
MOTA ENGL	-1,32
TEIX. DUARTE	-1,44



ÍNDICE	LAST	Var. 1D	YTD%	MAX Anual	MIN Anual
PSI	8.931,03	-0,01%	8,08%	9.516,43	7.367,12
CAC40	8.199,29	-0,23%	0,61%	8.642,23	7.505,27
ESTX 50 PR	6.062,29	0,00%	4,68%	6.199,78	5.154,83
XTRA DAX	24.616,22	-0,58%	0,51%	25.507,79	21.863,81
S&P 500	7.435,35	0,68%	8,60%	7.620,90	5.943,23
IBEX 35	18.223,10	-0,66%	5,29%	18.573,80	13.737,20
NIKKEI 225	64.024,60	-3,85%	27,19%	68.786,49	37.540,20



A informação mencionada é meramente indicativa e reflete o mercado pelas 16h30. As opiniões emitidas não podem ser entendidas como conselho ou recomendação para a prática de qualquer acto. A informação foi recolhida de fontes consideradas fiáveis, não se responsabilizando, no entanto, o CaixaBI por quaisquer incorreções que as mesmas possam conter. Para mais informações, contactar a Sala de Mercados