

AGRE - ASSESSORIA E GESTÃO DE RISCO A EMPRESAS

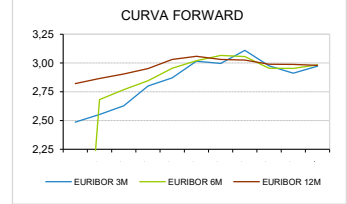
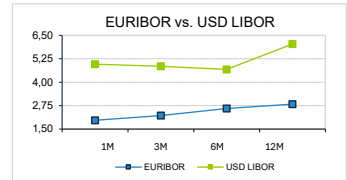
derivados.caixabi@caixabi.pt - 21 313 73 26

RENDA FIXA

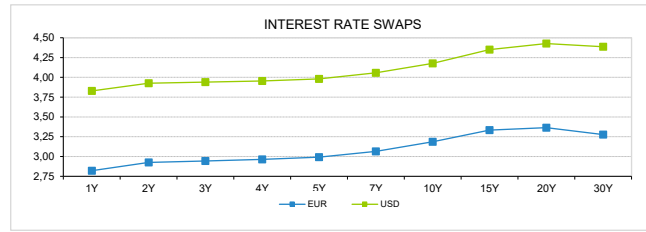
INTERBANK OFFERED RATES									
EURIBOR	FIXING	1D (bps)	1M (bps)	USD LIBOR	LAST PRICE	1D (bps)	1M (bps)	GBP	CHF
1M	1,9680	2	-3	1M	4,9602	0	-35	3,7386	-0,0500
3M	2,2190	-1	2	3M	4,8537	0	-42	3,8320	0,0000
6M	2,5940	3	18	6M	4,6821	-1	-45	4,0016	0,0800
12M	2,8300	2	15	12M	6,0414	8	31	4,2861	0,2850

INTEREST RATE SWAPS						
EUR	LAST	1D (bps)	1M (bps)	1Y	3Y	5Y
1Y	2,8212	0	24	3,0290	3,0285	3,2120
2Y	2,9250	-1	28	3,0041	3,0688	3,2680
3Y	2,9430	-1	27	3,0130	3,1185	3,3210
4Y	2,9640	-1	25	3,0350	3,1652	3,3680
5Y	2,9920	-2	23	3,0690	3,2152	3,4119
7Y	3,0654	-1	20	3,1500	3,3080	3,4840
10Y	3,1869	-1	17	3,2690	3,4112	3,5482
15Y	3,3340	-1	14	3,3916	3,4740	3,5342
20Y	3,3647	0	12	3,3960	3,4320	3,4520
30Y	3,2768	0	9	3,2875	3,2919	3,2839

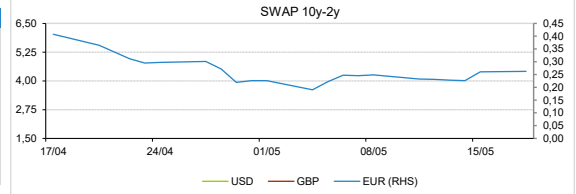
TAXA DE REFERENCIA BANCO CENTRAL	
Zona Euro	2,15
EUA	3,75
Reino Unido	3,75
Japão	0,75
Canadá	2,25
Suíça	-0,75
China	5,75
Brasil	14,50
Austrália	4,35
Índia	3,00



INTEREST RATE SWAPS				FORWARDS		
USD	LAST	1D (bps)	1M (bps)	1Y	3Y	5Y
1Y	3,8286	0	18	4,0280	3,9950	4,2200
2Y	3,9262	1	38	3,9990	4,0480	4,2750
3Y	3,9402	1	43	3,9970	4,1030	4,3210
4Y	3,9534	1	43	4,0220	4,1570	4,3700
5Y	3,9805	1	42	4,0590	4,2050	4,4160
7Y	4,0573	1	39	4,1400	4,3000	4,5070
10Y	4,1757	1	36	4,2630	4,4300	4,6060
15Y	4,3494	2	32	4,4200	4,5350	4,6530
20Y	4,4266	2	29	4,4710	4,5420	4,6120
30Y	4,3865	2	26	4,4070	4,4290	4,4460

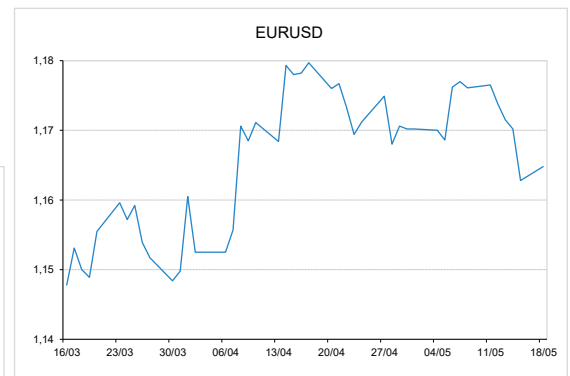
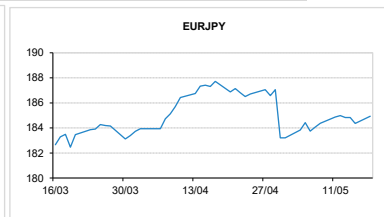
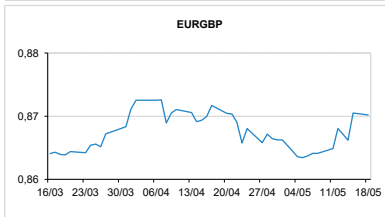


COMMODITIES	LAST	Var. 1D	Var. 1M	BONDS	YIELD	1D (bps)	1M (bps)
BRENT	111,04	1,78	24,53	OT 2Y	2,739	-0,04	14,20
JETFUEL	1.342,75	60,25	-217,50	OT 5Y	2,999	-0,03	12,20
DIESEL	1.226,75	58,75	-22,75	OT 10Y	3,521	-0,03	9,20
COBRE	13.544,50	-383,50	307,50	BUND 10Y	3,139	0,41	12,40
ZINCO	3.517,46	-49,27	109,75	SCHATZ 2Y	3,048	-1,25	16,50
OURO	4.541,83	1,75	-278,83	T-NOTE 10Y	4,833	0,00	24,40
TRIGO	660,00	24,25	60,75	T-NOTE 2Y	4,309	-0,20	28,50
LICENÇA C02	75,65	0,05	-1,81	GILT 10Y	5,945	-4,28	39,90



CAMBIAL

CAMBIAL	FIXING	Var. 1D	Var. 1M	FW 3M	FW 6M	FW 12M
EUR/USD	1,1648	0,17%	-0,95%	1,1693	1,1731	1,1803
EUR/GBP	0,8702	0,03%	0,03%	0,87390	0,87756	0,88526
EUR/JPY	184,930	-0,31%	1,05%	184,923	184,916	184,901
EUR/CHF	0,9152	-0,05%	0,26%	0,9098	0,9038	0,8921
EUR/BRL	5,8336	0,75%	0,33%	5,9916	6,1379	6,4250
EUR/PLN	4,2441	0,07%	-0,32%	4,2615	4,2794	4,3228



FIXINGS CONTRA USD e EUR

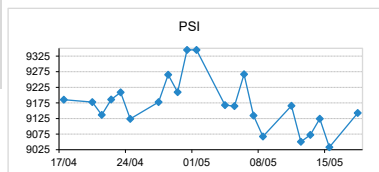
	EUR	USD	GBP	JPY	CHF	SEK	DKK	CAD	AUD	BRL	NOK
EUR	-	1,1648	0,8702	184,93	0,9152	10,9508	7,4733	1,6013	1,62739	5,8336	10,7922
USD	0,8588	-	0,7465	158,84	0,7856	9,4035	6,4181	1,3741	1,3965	5,0125	9,2648

ACCIONISTA

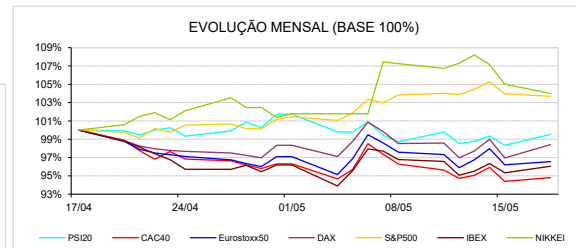
TITULO	COTAÇÃO	1D %	YTD %
ALTRI	5,090	0,79	13,11
BCP	0,929	-0,34	3,64
CORT. AMORIM	6,940	-0,57	4,99
CTT	6,385	1,11	-14,06
EDP	4,380	2,43	11,88
EDP R	13,830	1,77	14,87
GALP	20,180	2,33	37,94
IBERSOL	11,560	-0,34	16,77
J MARTINS	18,760	1,90	-7,40
MOTA ENGL	4,936	2,66	-0,24
NAVIGATOR	3,384	0,95	7,77
NOS	5,345	1,14	35,74
REN	3,530	0,43	9,80
SEMAPA	22,750	-1,09	8,85
SONAE SGPS	1,932	0,73	19,85
TEIX. DUARTE	0,424	1,31	-33,33

MAIORES GANHOS/PERDAS

Título	Variação %
MOTA ENGL	2,66
EDP	2,43
GALP	2,33
J MARTINS	1,90
EDP R	1,77
BCP	-0,34
IBERSOL	-0,34
CORT. AMORI	-0,57
SEMAPA	-1,09



ÍNDICE	LAST	Var. 1D	YTD%	MAX Anual	MIN Anual
PSI	9.142,55	1,21%	10,64%	9.516,43	7.149,54
CAC40	7.987,49	0,44%	-1,99%	8.642,23	7.505,27
ESTX 50 PR	5.849,00	0,36%	0,99%	6.199,78	5.154,83
XTRA DAX	24.307,92	1,49%	-0,75%	25.507,79	21.863,81
S&P 500	7.388,82	-0,27%	7,93%	7.517,12	5.767,41
IBEX 35	17.755,10	0,75%	2,58%	18.573,80	13.737,20
NIKKEI 225	60.815,95	-0,97%	20,81%	63.799,32	36.855,83



A informação mencionada é meramente indicativa e reflete o mercado pelas 16h30. As opiniões emitidas não podem ser entendidas como conselho ou recomendação para a prática de qualquer acto. A informação foi recolhida de fontes consideradas fiáveis, não se responsabilizando, no entanto, o CaixaBI por quaisquer incorreções que as mesmas possam conter. Para mais informações, contactar a Sala de Mercados