

AGRE - ASSESSORIA E GESTÃO DE RISCO A EMPRESAS

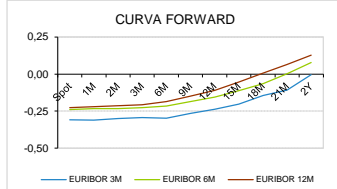
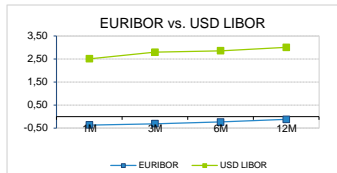
derivados.caixabi@caixabi.pt - 21 313 73 26

RENTA FIXA

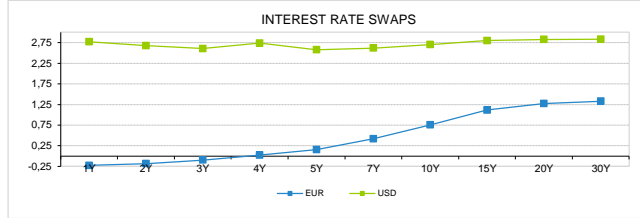
INTERBANK OFFERED RATES									
EURIBOR	FIXING	1D (bps)	1M (bps)	USD LIBOR	LAST PRICE	1D (bps)	1M (bps)	GBP LIBOR	CHF LIBOR
1M	-0,3630	0	0	1M	2,5128	1	13	0,7328	-0,7812
3M	-0,3090	0	1	3M	2,7950	0	4	0,9092	-0,7098
6M	-0,2370	0	1	6M	2,8589	-2	-4	1,0306	-0,6300
12M	-0,1190	0	2	12M	3,0050	0	-13	1,1693	-0,4974

INTEREST RATE SWAPS						
EUR	FIXING	1D (bps)	1M (bps)	1Y	3Y	5Y
1Y	-0,2263	0	1	-0,1112	0,4250	0,9980
2Y	-0,1820	0	-3	0,0094	0,5686	1,1178
3Y	-0,0960	0	-9	0,1468	0,7110	1,2330
4Y	0,0240	0	-11	0,2860	0,8410	1,3340
5Y	0,1550	-1	-13	0,4275	0,9667	1,4160
7Y	0,4170	-1	-14	0,6865	1,1732	1,5550
10Y	0,7570	-1	-13	0,9965	1,3832	1,6841
15Y	1,1160	-1	-13	1,2894	1,5466	1,7360
20Y	1,2740	-1	-13	1,4086	1,5868	1,7090
30Y	1,3310	-1	-14	1,4321	1,5465	1,6249

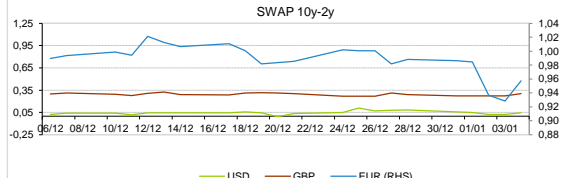
TAXA DE REFERENCIA	
BANCO CENTRAL	
Zona Euro	0,00
EUA	2,50
Reino Unido	0,75
Japão	0,10
Canadá	1,75
Suíça	-0,75
China	5,75
Brasil	6,50
Austrália	1,50
Índia	4,00



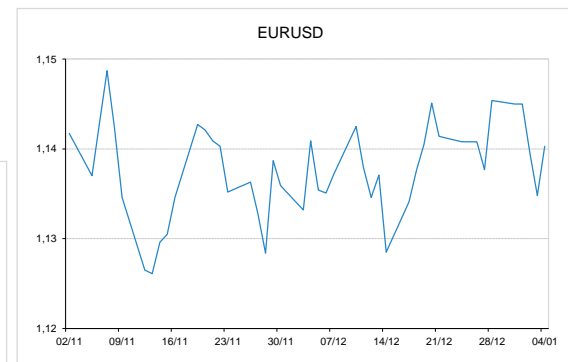
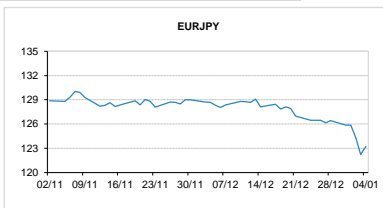
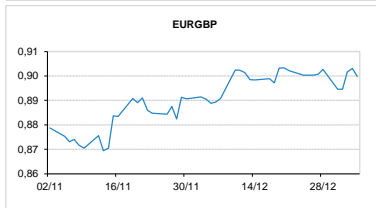
INTEREST RATE SWAPS				FORWARDS		
USD	FIXING	1D (bps)	1M (bps)	1Y	3Y	5Y
1Y	2,7700	1	-14	2,5336	2,4597	2,6370
2Y	2,6750	-1	-30	2,4275	2,4920	2,6685
3Y	2,6050	-1	-38	2,4335	2,5390	2,7125
4Y	2,7390	0	-27	2,4480	2,5630	2,7710
5Y	2,5770	-6	-40	2,4800	2,6500	2,8313
7Y	2,6180	-6	-38	2,5635	2,6995	2,8400
10Y	2,7020	-6	-36	2,6760	2,7800	2,8725
15Y	2,7980	-5	-34	2,7570	2,8175	2,8895
20Y	2,8280	-5	-33	2,7840	2,8300	2,8973
30Y	2,8330	-2	-32	2,7680	2,7950	2,8290



COMMODITIES	LAST	Var. 1D	Var. 1M	BONDS	YIELD	1D (bps)	1M (bps)
BRENT	57,29	1,34	-4,93	OT 2Y	-0,259	0,02	-2,90
JETFUEL	576,65	15,46	-47,99	OT 5Y	0,541	0,03	-2,50
DIESEL	535,40	14,96	-47,49	OT 10Y	1,808	0,04	1,30
COBRE	5.775,00	-106,00	-559,00	BUND 10Y	-0,300	5,61	-8,80
ZINCO	2.405,00	-27,00	-202,50	SCHATZ 2Y	0,030	2,07	-0,90
OURO	1.285,51	-4,95	45,39	T-NOTE 10Y	3,349	8,16	-25,00
TRIGO	518,25	4,50	-4,25	T-NOTE 2Y	2,801	9,33	-34,00
LICENÇA C02	23,73	0,41	2,65	GILT 10Y	1,495	7,92	-2,40


CAMBIAL

CAMBIAL	FIXING	Var. 1D	Var. 1M	FW 3M	FW 6M	FW 12M
EUR/USD	1,1403	0,48%	-0,05%	1,1491	1,1582	1,1764
EUR/GBP	0,89988	0,36%	-1,03%	0,9028	0,9060	0,9127
EUR/JPY	123,2	-0,80%	4,45%	123,20	123,20	123,20
EUR/CHF	1,1247	0,20%	0,64%	1,1237	1,1225	1,1200
EUR/BRL	4,2405	1,01%	2,97%	4,3027	4,3687	4,5048
EUR/PLN	4,2882	0,04%	-0,15%	4,3116	4,3350	4,3830

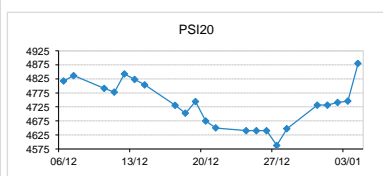

FIXINGS CONTRA USD e EUR

	EUR	USD	GBP	JPY	CHF	SEK	DKK	CAD	AUD	BRL	NOK
EUR	-	1,1403	0,8999	123,20	1,1247	10,2073	7,4675	1,5289	1,60513	4,2405	9,8280
USD	0,8766	-	0,7867	108,155	0,9861	8,9398	6,5462	1,3391	1,4081	3,7194	8,6054

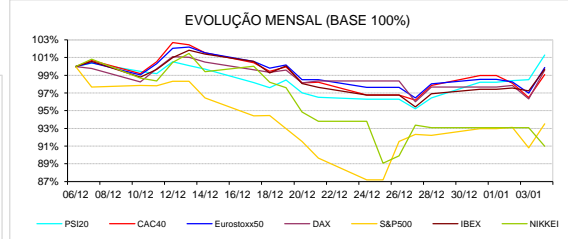
ACCIONISTA

TITULO	COTACÃO	1D %	YTD %
ALTRI	6,220	6,32	7,24
BCP	0,241	4,29	4,84
CORT. AMORIM	8,950	1,13	-0,56
CTT	3,048	3,18	3,46
EDP	3,099	2,45	1,64
EDP R	7,860	0,32	1,09
GALP	14,390	3,04	4,31
IBERSOL	8,000	-0,99	1,27
J MARTINS	10,585	2,77	2,37
MOTA ENGIL	1,670	7,19	3,73
NAVIGATOR	3,750	4,63	4,17
NOS	5,460	2,15	3,12
NOVABASE	2,070	0,00	2,48
PHAROL	0,179	6,95	9,44
REN	2,512	0,88	3,20
SEMAPA	13,400	5,02	2,29
SONAE CAP.	0,876	0,69	3,18
SONAE SGPS	0,827	1,78	2,10

MAIORES GANHOS/PERDAS	
Título	Variação %
MOTA ENGIL	7,19
PHAROL	6,95
ALTRI	6,32
SEMAPA	5,02
NAVIGATOR	4,63
IBERSOL	-0,99



ÍNDICE	LAST	Var. 1D	YTD%	MAX Anual	MIN Anual
PSI 20	4.880,01	2,82%	3,14%	5.801,45	4.551,84
CAC40	4.737,12	2,72%	0,14%	5.657,44	4.555,99
ESTX 50 PR	3.041,85	2,95%	1,35%	3.687,22	2.908,70
XTRA DAX	10.767,69	3,37%	1,98%	13.596,89	10.279,20
S&P 500	2.521,09	2,99%	0,57%	2.940,91	2.346,58
IBEX 35	8.737,80	2,52%	2,32%	10.643,40	8.286,20
NIKKEI 225	19.561,96	-2,26%	-2,26%	24.448,07	18.948,58



A informação mencionada é meramente indicativa e reflecte o mercado pelas 16h30. As opiniões emitidas não podem ser entendidas como conselho ou recomendação para a prática de qualquer acto. A informação foi recolhida de fontes consideradas fiáveis, não se responsabilizando, no entanto, o CaixaBI por quaisquer incorrecções que as mesmas possam conter. Para mais informações, contactar a Sala de Mercados (Assessoria e Gestão de Risco a Empresas) do CaixaBI.