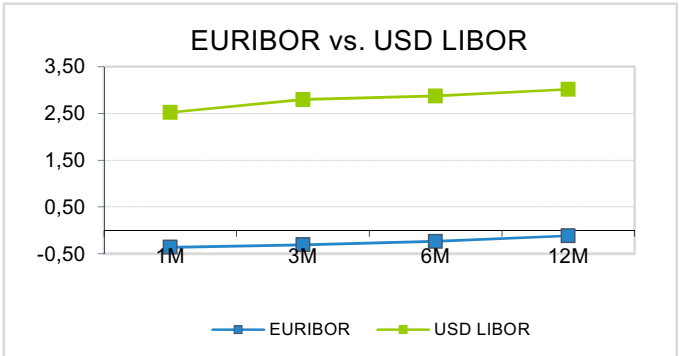


AGRE - ASSESSORIA E GESTÃO DE RISCO A EMPRESAS
derivados.caixabi@caixabi.pt - 21 313 73 26

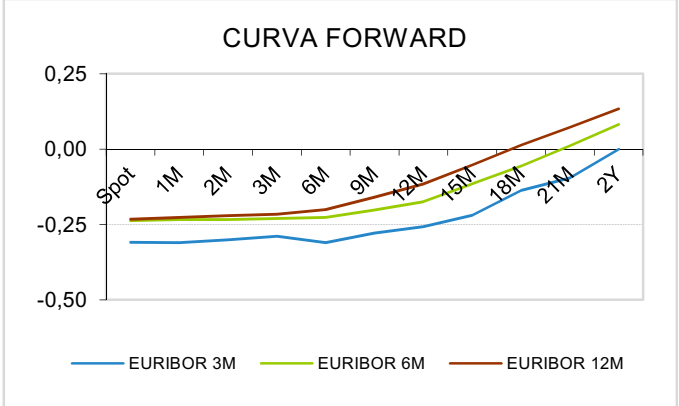
RENTA FIXA

INTERBANK OFFERED RATES									
EURIBOR	FIXING	1D (bps)	1M (bps)	USD LIBOR	LAST PRICE	1D (bps)	1M (bps)	GBP LIBOR	CHF LIBOR
1M	-0,3630	0	1	1M	2,5199	0	18	0,7318	-0,8008
3M	-0,3090	0	1	3M	2,7970	-1	9	0,9051	-0,7180
6M	-0,2370	0	1	6M	2,8731	-1	-1	1,0366	-0,6422
12M	-0,1170	0	3	12M	3,0131	-2	-12	1,1684	-0,5064

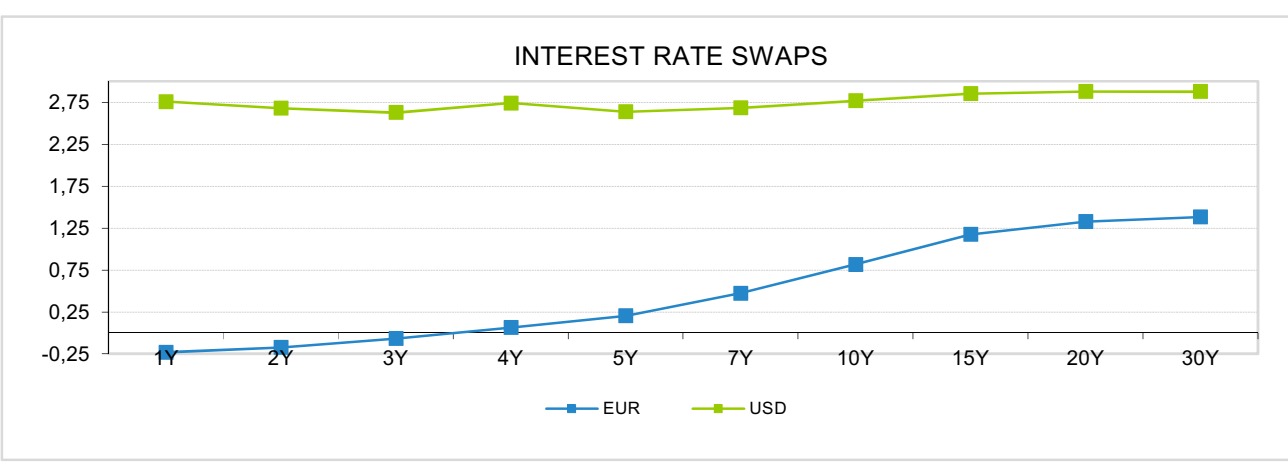


INTEREST RATE SWAPS						
EUR	FIXING	1D (bps)	1M (bps)	1Y	3Y	5Y
1Y	-0,2329	0	1	-0,1233	0,4550	1,0394
2Y	-0,1750	0	-3	0,0082	0,6065	1,1624
3Y	-0,0690	-1	-6	0,1566	0,7495	1,2742
4Y	0,0630	-1	-9	0,3060	0,8820	1,3713
5Y	0,2000	-1	-9	0,4506	1,0028	1,4566
7Y	0,4710	-1	-9	0,7135	1,2061	1,5854
10Y	0,8140	-1	-8	1,0225	1,4068	1,7002
15Y	1,1710	-1	-8	1,3050	1,5635	1,7547
20Y	1,3270	-1	-9	1,4225	1,6021	1,7221
30Y	1,3800	-1	-9	1,4454	1,5631	1,6358

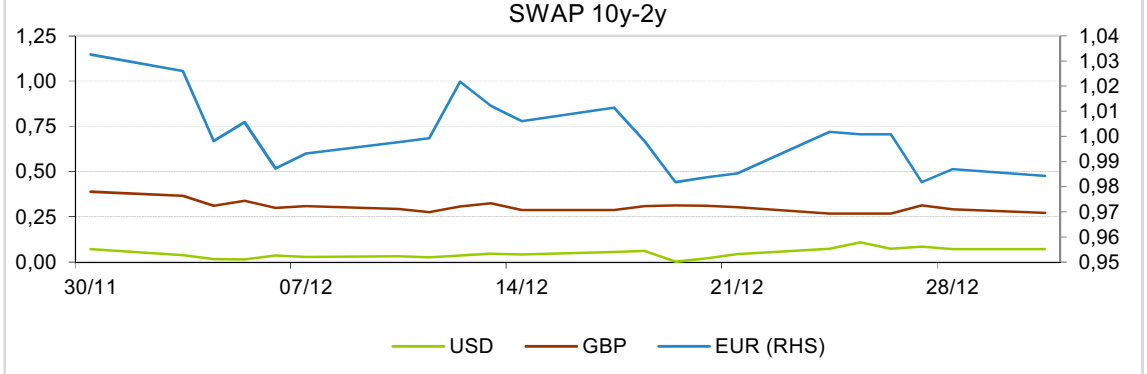
TAXA DE REFERÊNCIA BANCO CENTRAL	
Zona Euro	0,00
EUA	2,50
Reino Unido	0,75
Japão	0,10
Canadá	1,75
Suíça	-0,75
China	5,75
Brasil	6,50
Austrália	1,50
Índia	4,00



INTEREST RATE SWAPS				FORWARDS		
USD	FIXING	1D (bps)	1M (bps)	1Y	3Y	5Y
1Y	2,7560	0	-16	2,5983	2,5395	2,7070
2Y	2,6770	-2	-34	2,5240	2,5920	2,7630
3Y	2,6260	-2	-40	2,5340	2,6185	2,8090
4Y	2,7390	0	-27	2,5756	2,6770	2,8772
5Y	2,6350	-2	-40	2,5890	2,7090	2,9108
7Y	2,6810	-1	-37	2,6600	2,7940	2,9260
10Y	2,7660	1	-35	2,7580	2,8640	2,9505
15Y	2,8520	2	-33	2,8325	2,8955	2,9480
20Y	2,8780	2	-32	2,8761	2,9206	2,9185
30Y	2,8760	3	-31	2,8440	2,8680	2,8680

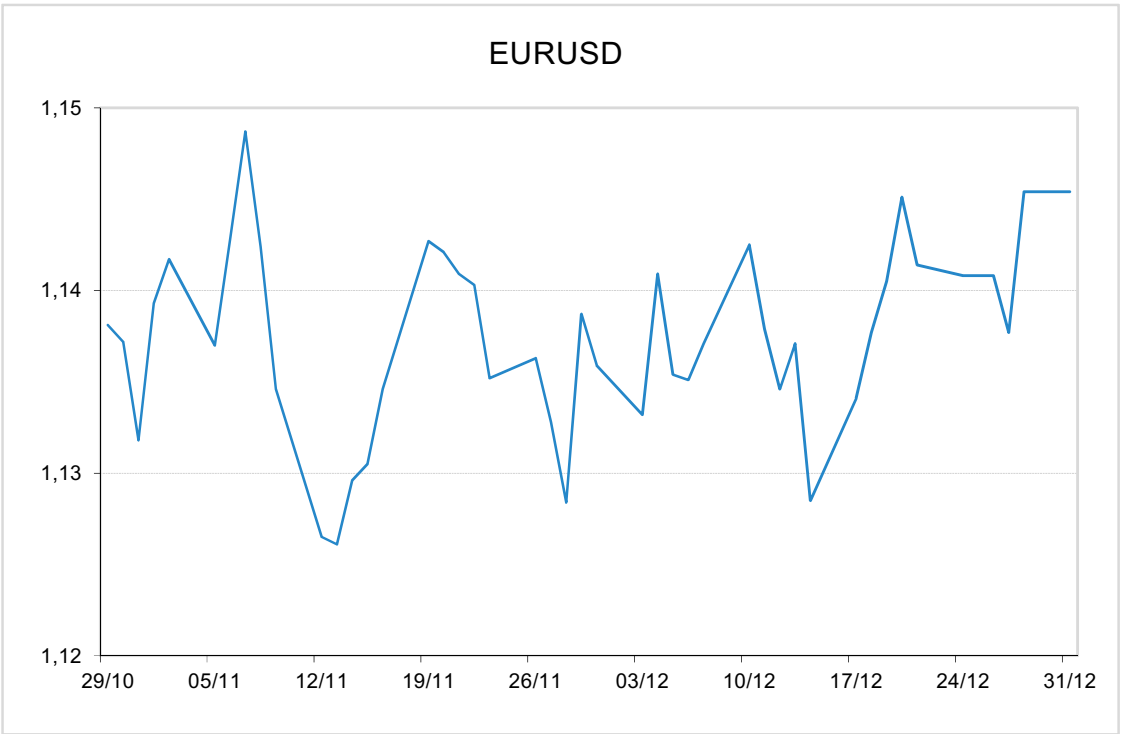
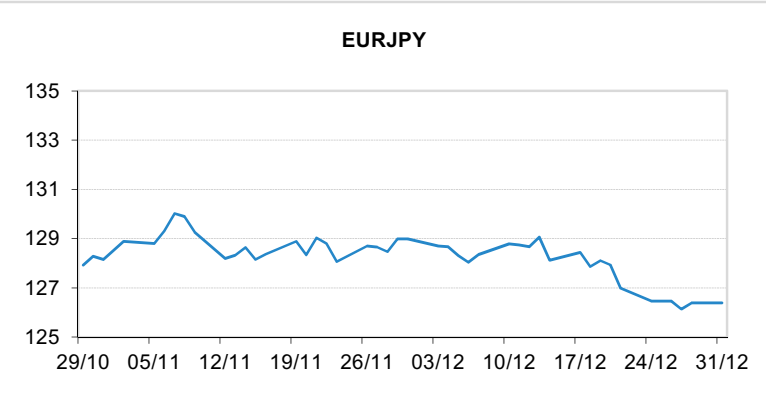
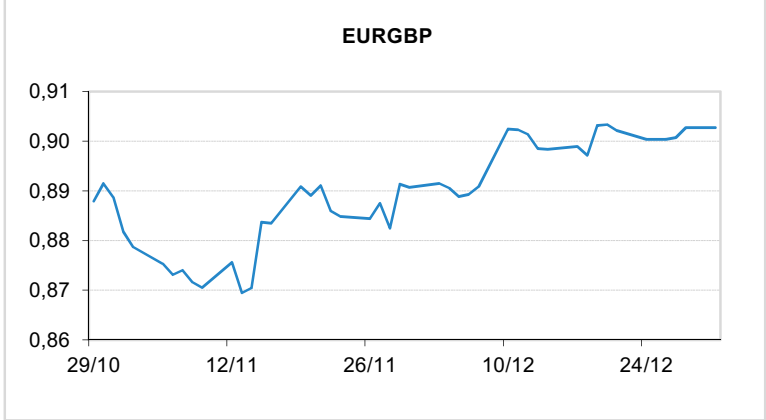


COMMODITIES	LAST	Var. 1D	Var. 1M	BONDS	YIELD	1D (bps)	1M (bps)
BRENT	54,56	1,35	-5,02	OT 2Y	-0,341	0,01	-14,10
JETFUEL	556,43	18,43	-48,73	OT 5Y	0,459	0,05	-18,70
DIESEL	515,68	18,18	-49,98	OT 10Y	1,722	0,04	-14,90
COBRE	5 991,00	10,50	-203,00	BUND 10Y	-0,263	0,00	-9,40
ZINCO	2 457,00	-53,00	-18,50	SCHATZ 2Y	0,028	0,00	-1,80
OURO	1 283,55	2,45	61,05	T-NOTE 10Y	3,426	-0,17	-24,90
TRIGO	507,50	-4,00	-8,25	T-NOTE 2Y	2,848	0,00	-30,10
LICENÇA C02	24,80	-0,18	3,96	GILT 10Y	1,497	1,25	-4,70



CAMBIAL

CAMBIAL	FIXING	Var. 1D	Var. 1M	FW 3M	FW 6M	FW 12M
EUR/USD	1,1454	0,68%	1,51%	1,1543	1,1634	1,1820
EUR/GBP	0,90273	-0,22%	-2,25%	0,9057	0,9089	0,9159
EUR/JPY	126,4	-0,21%	1,64%	126,40	126,40	126,40
EUR/CHF	1,1268	-0,08%	0,36%	1,1257	1,1246	1,1221
EUR/BRL	4,4442	-0,23%	-1,60%	4,5098	4,5786	4,7227
EUR/PLN	4,3020	-0,03%	-0,24%	4,3257	4,3490	4,3974

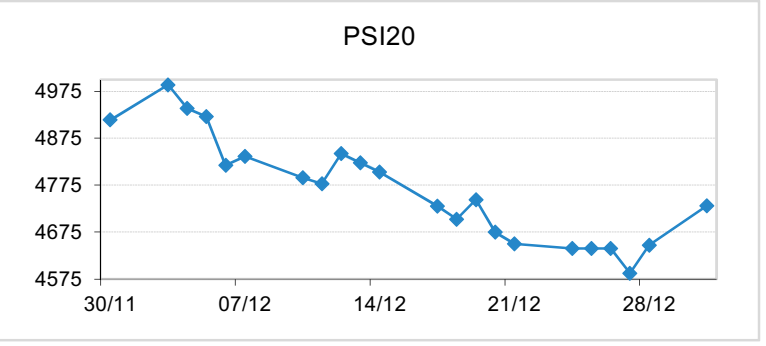


FIXINGS CONTRA USD e EUR											
	EUR	USD	GBP	JPY	CHF	SEK	DKK	CAD	AUD	BRL	NOK
EUR	-	1,1454	0,9027	126,40	1,1268	10,2507	7,4673	1,5607	1,62191	4,4442	9,9490
USD	0,8745	-	0,7885	110,435	0,9833	8,9784	6,5293	1,3637	1,4214	3,8682	8,7306

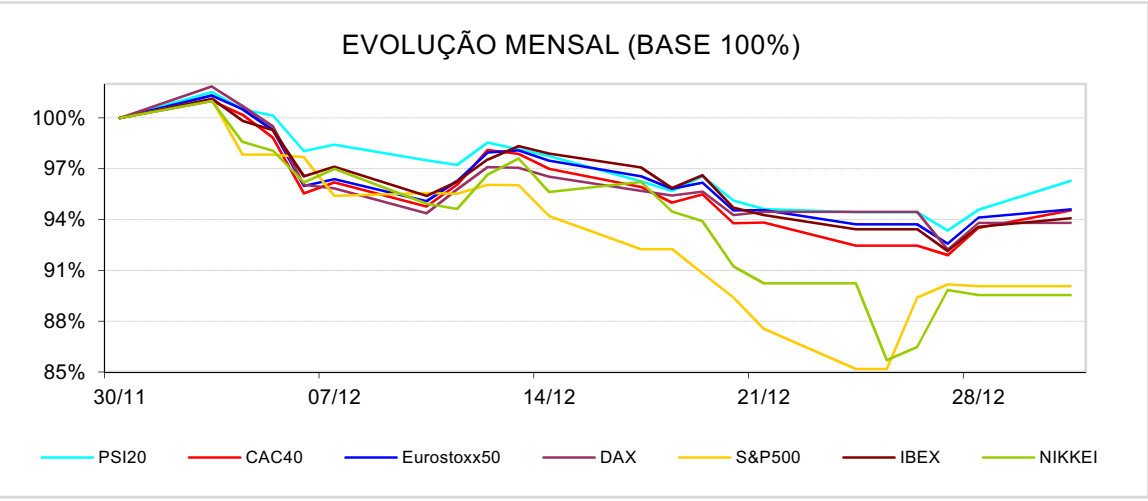
ACCIONISTA

TITULO	COTAÇÃO	1D %	YTD %
ALTRI	5,800	3,20	12,16
BCP	0,230	1,15	-15,63
CORT. AMORIM	9,000	3,21	-11,81
CTT	2,946	1,73	-16,00
EDP	3,049	2,35	5,68
EDP R	7,775	2,91	11,60
GALP	13,795	0,95	-9,98
IBERSOL	7,900	0,25	-21,98
J MARTINS	10,340	1,57	-36,15
MOTA ENGIL	1,610	3,60	-56,05
NAVIGATOR	3,600	1,52	-14,69
NOS	5,295	2,52	-3,39
NOVABASE	2,020	-1,46	-33,75
PHAROL	0,163	3,03	-34,72
REN	2,434	1,00	-1,82
SEMAPA	13,100	2,66	-26,38
SONAE CAP.	0,849	-0,70	-4,28
SONAE SGPS	0,810	1,82	-28,06
-	-	-	-
-	-	-	-
-	-	-	-

MAIORES GANHOS/PERDAS	
Título	Variação %
MOTA ENGIL	3,60
CORT. AMORIM	3,21
ALTRI	3,20
PHAROL	3,03
EDP R	2,91
SONAE CAP.	-0,70
NOVABASE	-1,46



ÍNDICE	LAST	Var. 1D	YTD%	MAX Anual	MIN Anual
PSI 20	4 731,47	1,81%	-12,19%	5 801,45	4 551,84
CAC40	4 730,69	1,11%	-10,95%	5 657,44	4 555,99
ESTX 50 PR	3 001,42	0,50%	-14,34%	3 687,22	2 908,70
XTRA DAX	10 558,96	1,71%	-18,26%	13 596,89	10 279,20
S&P 500	2 485,74	-0,12%	-7,03%	2 940,91	2 346,58
IBEX 35	8 539,90	0,54%	-14,97%	10 643,40	8 286,20
NIKKEI 225	20 014,77	-0,31%	-12,08%	24 448,07	18 948,58



A informação mencionada é meramente indicativa e reflecte o mercado pelas 16h30. As opiniões emitidas não podem ser entendidas como conselho ou recomendação para a prática de qualquer acto. A informação foi recolhida de fontes consideradas fiáveis, não se responsabilizando, no entanto, o CaixaBI por quaisquer incorrecções que as mesmas possam conter. Para mais informações, contactar a Sala de Mercados (Assessoria e Gestão de Risco a Empresas) do CaixaBI.