

AGRE - ASSESSORIA E GESTÃO DE RISCO A EMPRESAS

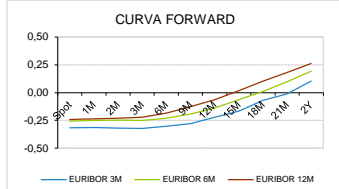
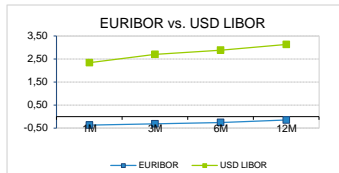
derivados.caixabi@caixabi.pt - 21 313 73 26

RENTA FIXA

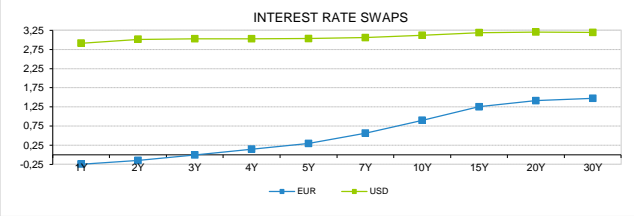
INTERBANK OFFERED RATES									
EURIBOR	FIXING	1D (bps)	1M (bps)	USD LIBOR	LAST PRICE	1D (bps)	1M (bps)	GBP LIBOR	CHF LIBOR
1M	-0,3680	0	0	1M	2,3446	0	5	0,7358	-0,7878
3M	-0,3160	0	0	3M	2,7066	0	19	0,8936	-0,7398
6M	-0,2530	0	1	6M	2,8866	0	11	1,0036	-0,6672
12M	-0,1460	0	0	12M	3,1341	0	8	1,1380	-0,5312

INTEREST RATE SWAPS						
EUR	FIXING	1D (bps)	1M (bps)	1Y	3Y	5Y
1Y	-0,2427	0	0	-0,0641	0,5873	1,1320
2Y	-0,1470	-1	-2	0,0995	0,7256	1,2462
3Y	-0,0050	-1	-3	0,2620	0,8592	1,3501
4Y	0,1480	-1	-4	0,4110	0,9825	1,4366
5Y	0,2940	-1	-5	0,5523	1,0954	1,5210
7Y	0,5640	-1	-5	0,8049	1,2878	1,6573
10Y	0,8980	-1	-5	1,1032	1,4881	1,7734
15Y	1,2540	-1	-4	1,3871	1,6474	1,8364
20Y	1,4130	-1	-4	1,5085	1,6905	1,8097
30Y	1,4730	0	-3	1,5359	1,6526	1,7254

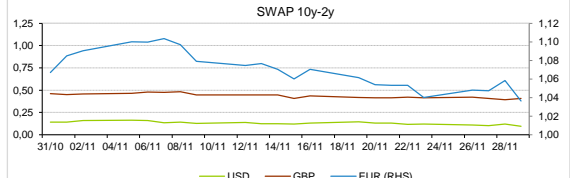
TAXA DE REFERENCIA	
BANCO CENTRAL	
Zona Euro	0,00
EUA	2,25
Reino Unido	0,75
Japão	0,10
Canadá	1,75
Suíça	-0,75
China	5,75
Brasil	6,50
Austrália	1,50
Índia	4,00



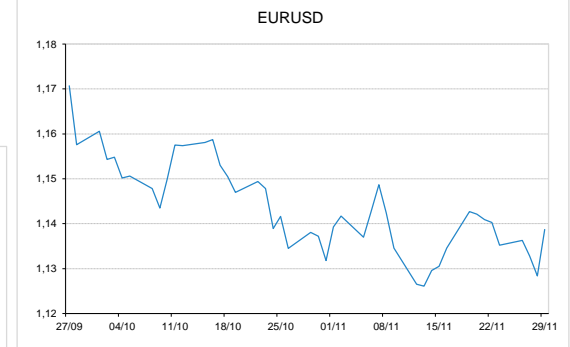
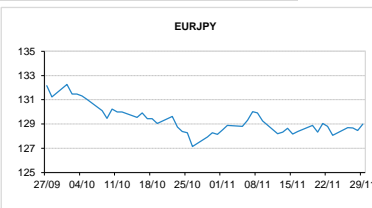
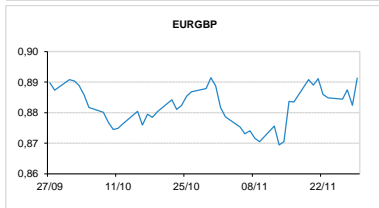
INTEREST RATE SWAPS				FORWARDS		
USD	FIXING	1D (bps)	1M (bps)	1Y	3Y	5Y
1Y	2,9140	0	2	3,0349	2,9290	3,0490
2Y	3,0150	0	3	2,9985	2,9630	3,0510
3Y	3,0300	-1	1	3,0036	2,9830	3,0795
4Y	3,0290	-1	0	3,0038	3,0326	3,1428
5Y	3,0330	-1	0	3,0118	3,0020	3,1723
7Y	3,0580	-2	0	3,0250	3,0810	3,1895
10Y	3,1180	-2	0	3,1141	3,1570	3,2524
15Y	3,1870	-2	1	3,1495	3,2164	3,2230
20Y	3,2060	-2	1	3,1615	3,1805	3,2075
30Y	3,1920	-2	1	3,1455	3,1635	3,1740



COMMODITIES	LAST	Var. 1D	Var. 1M	BONDS	YIELD	1D (bps)	1M (bps)
BRENT	59,97	1,21	-17,40	OT 2Y	-0,193	0,01	-6,60
JETFUEL	606,58	-1,67	-146,67	OT 5Y	0,617	-0,03	-7,90
DIESEL	567,25	-9,25	-149,50	OT 10Y	1,835	-0,04	-4,80
COBRE	6.251,50	78,50	40,00	BUND 10Y	-0,098	-3,06	-6,50
ZINCO	2.505,00	26,00	-170,00	SCHATZ 2Y	0,000	-1,38	-6,50
OURO	1.225,77	4,48	-0,84	T-NOTE 10Y	3,658	-0,84	-7,40
TRIGO	507,00	-4,50	-19,00	T-NOTE 2Y	3,149	0,39	-4,70
LICENÇA C02	20,02	0,73	3,34	GILT 10Y	1,568	-0,87	-4,10


CAMBIAL

CAMBIAL	FIXING	Var. 1D	Var. 1M	FW 3M	FW 6M	FW 12M
EUR/USD	1,1387	0,91%	0,05%	1,1478	1,1571	1,1766
EUR/GBP	0,89135	-1,00%	-0,39%	0,8943	0,8975	0,9043
EUR/JPY	128,99	-0,40%	-0,83%	128,99	128,99	128,99
EUR/CHF	1,1341	-0,43%	0,55%	1,1328	1,1316	1,1293
EUR/BRL	4,392	-0,14%	-3,66%	4,4543	4,5199	4,6705
EUR/PLN	4,2881	-0,03%	0,85%	4,3113	4,3349	4,3842

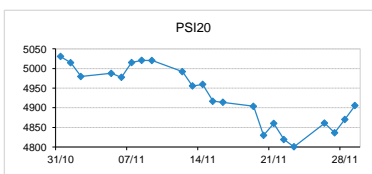

FIXINGS CONTRA USD e EUR

	EUR	USD	GBP	JPY	CHF	SEK	DKK	CAD	AUD	BRL	NOK
EUR	-	1,1387	0,8914	128,99	1,1341	10,3250	7,4624	1,5108	1,55746	4,3920	9,7170
USD	0,8784	-	0,7828	113,305	0,9962	9,0692	6,5550	1,3281	1,3676	3,8470	8,5409

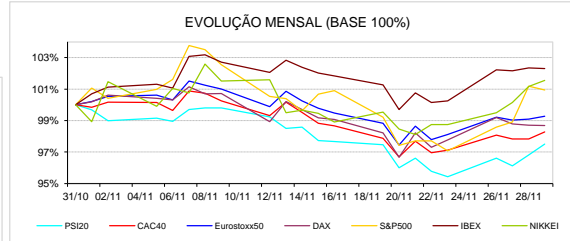
ACCIONISTA

TITULO	COTACÃO	1D %	YTD %
ALTRI	6,480	0,15	25,31
BCP	0,248	1,06	-9,01
CORT. AMORIM	9,440	1,61	-8,35
CTT	3,590	3,82	2,37
EDP	3,070	0,39	6,41
EDP R	7,655	0,59	9,88
GALP	14,440	1,09	-5,77
IBERSOL	8,140	0,25	-19,60
J MARTINS	10,590	-0,09	-34,61
MOTA ENGIL	1,682	1,20	-54,08
NAVIGATOR	3,780	0,32	-10,43
NOS	5,365	2,19	-2,12
NOVABASE	2,410	0,42	-20,96
PHAROL	0,189	-3,18	-24,40
REN	2,404	-0,41	-3,03
SEMAPA	14,120	-0,56	-20,65
SONAE CAP.	0,775	3,33	-12,63
SONAE SGPS	0,841	-0,24	-25,31

MAIORES GANHOS/PERDAS	
Título	Variação %
CTT	3,82
SONAE CAP.	3,33
NOS	2,19
CORT. AMORIM	1,61
MOTA ENGIL	1,20
J MARTINS	-0,09
SONAE SGPS	-0,24
REN	-0,41
SEMAPA	-0,56
PHAROL	-3,18



ÍNDICE	LAST	Var. 1D	YTD%	MAX Anual	MIN Anual
PSI 20	4.905,49	0,73%	-8,96%	5.801,45	4.783,34
CAC40	5.006,25	0,46%	-5,77%	5.657,44	4.894,30
ESTX 50 PR	3.174,16	0,19%	-9,41%	3.687,22	3.090,85
XTRA DAX	11.298,23	-0,01%	-12,54%	13.596,89	11.009,25
S&P 500	2.737,51	-0,23%	2,39%	2.940,91	2.532,69
IBEX 35	9.098,90	-0,04%	-9,41%	10.643,40	8.627,60
NIKKEI 225	22.262,60	0,39%	-2,21%	24.448,07	20.347,49



A informação mencionada é meramente indicativa e reflecte o mercado pelas 16h30. As opiniões emitidas não podem ser entendidas como conselho ou recomendação para a prática de qualquer acto. A informação foi recolhida de fontes consideradas fiáveis, não se responsabilizando, no entanto, o CaixaBI por quaisquer incorrecções que as mesmas possam conter. Para mais informações, contactar a Sala de Mercados (Assessoria e Gestão de Risco a Empresas) do CaixaBI.