

AGRE - ASSESSORIA E GESTÃO DE RISCO A EMPRESAS

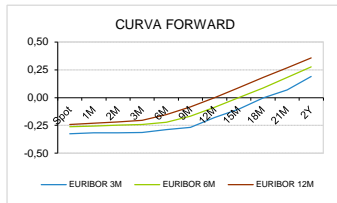
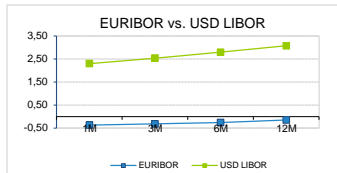
derivados.caixabi@caixabi.pt - 21 313 73 26

RENTA FIXA

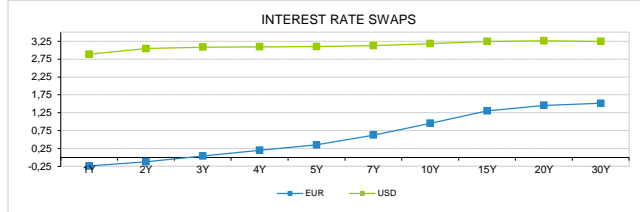
| INTERBANK OFFERED RATES | | | | | | | | | |
|-------------------------|---------|----------|----------|-----------|------------|----------|----------|-----------|-----------|
| EURIBOR | FIXING | 1D (bps) | 1M (bps) | USD LIBOR | LAST PRICE | 1D (bps) | 1M (bps) | GBP LIBOR | CHF LIBOR |
| 1M | -0,3690 | 0 | 0 | 1M | 2,2994 | 0 | 4 | 0,7256 | -0,7842 |
| 3M | -0,3180 | 0 | 0 | 3M | 2,5410 | 1 | 14 | 0,8108 | -0,7412 |
| 6M | -0,2590 | 0 | 1 | 6M | 2,7963 | 1 | 19 | 0,9244 | -0,6642 |
| 12M | -0,1490 | 0 | 1 | 12M | 3,0709 | 1 | 15 | 1,0530 | -0,5306 |

| INTEREST RATE SWAPS | | | | | | |
|---------------------|---------|----------|----------|---------|--------|--------|
| EUR | FIXING | 1D (bps) | 1M (bps) | 1Y | 3Y | 5Y |
| 1Y | -0,2400 | 0 | 0 | -0,0010 | 0,6889 | 1,2150 |
| 2Y | -0,1180 | 1 | -2 | 0,1791 | 0,8290 | 1,3260 |
| 3Y | 0,0390 | 1 | -4 | 0,3483 | 0,9455 | 1,4260 |
| 4Y | 0,2000 | 1 | -5 | 0,5030 | 1,0750 | 1,5130 |
| 5Y | 0,3520 | 1 | -5 | 0,6434 | 1,1830 | 1,5920 |
| 7Y | 0,6250 | 1 | -5 | 0,8911 | 1,3660 | 1,7110 |
| 10Y | 0,9550 | 1 | -4 | 1,1785 | 1,5544 | 1,8220 |
| 15Y | 1,3030 | 1 | -3 | 1,4493 | 1,7082 | 1,8760 |
| 20Y | 1,4580 | 1 | -2 | 1,5620 | 1,7386 | 1,8440 |
| 30Y | 1,5130 | 1 | -2 | 1,5775 | 1,6903 | 1,7529 |

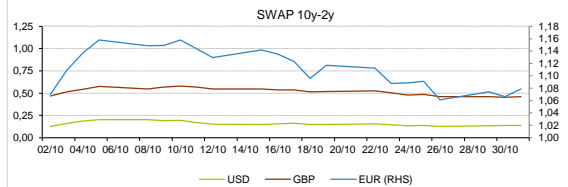
| TAXA DE REFERENCIA | |
|--------------------|-------|
| BANCO CENTRAL | |
| Zona Euro | 0,00 |
| EUA | 2,25 |
| Reino Unido | 0,75 |
| Japão | 0,10 |
| Canadá | 1,75 |
| Suíça | -0,75 |
| China | 5,75 |
| Brasil | 6,50 |
| Austrália | 1,50 |
| Índia | 4,00 |



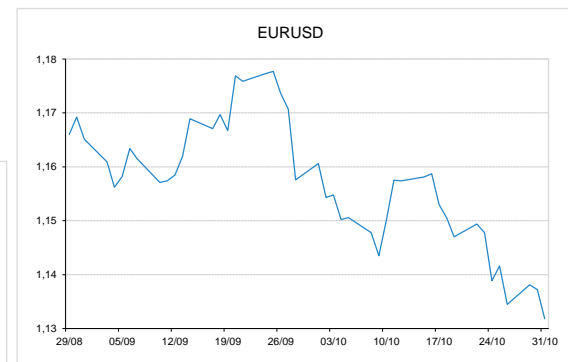
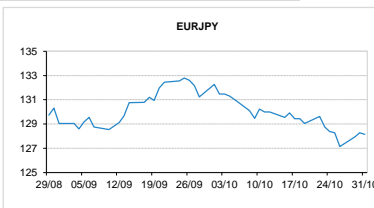
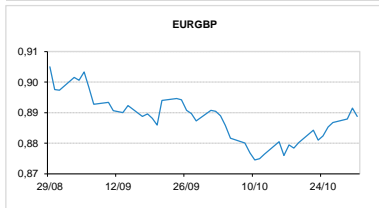
| INTEREST RATE SWAPS | | | | FORWARDS | | |
|---------------------|--------|----------|----------|----------|--------|--------|
| USD | FIXING | 1D (bps) | 1M (bps) | 1Y | 3Y | 5Y |
| 1Y | 2,8840 | -1 | 10 | 3,2190 | 3,1195 | 3,1805 |
| 2Y | 3,0440 | 6 | 6 | 3,2106 | 3,1310 | 3,2040 |
| 3Y | 3,0860 | 7 | 5 | 3,1750 | 3,1385 | 3,2290 |
| 4Y | 3,0950 | 7 | 4 | 3,1640 | 3,1650 | 3,2530 |
| 5Y | 3,0990 | 7 | 4 | 3,1575 | 3,1880 | 3,3055 |
| 7Y | 3,1260 | 7 | 5 | 3,1900 | 3,2340 | 3,3180 |
| 10Y | 3,1830 | 7 | 7 | 3,2430 | 3,3039 | 3,3360 |
| 15Y | 3,2450 | 7 | 10 | 3,2830 | 3,3030 | 3,3330 |
| 20Y | 3,2620 | 7 | 11 | 3,3111 | 3,3198 | 3,3100 |
| 30Y | 3,2460 | 7 | 13 | 3,2610 | 3,2570 | 3,2834 |



| COMMODITIES | LAST | Var. 1D | Var. 1M | BONDS | YIELD | 1D (bps) | 1M (bps) |
|-------------|----------|---------|---------|------------|--------|----------|----------|
| BRENT | 76,23 | 0,28 | -6,01 | OT 2Y | -0,133 | -0,01 | -5,70 |
| JETFUEL | 749,25 | 7,00 | -18,75 | OT 5Y | 0,689 | -0,01 | -6,90 |
| DIESEL | 714,50 | 8,00 | -13,75 | OT 10Y | 1,873 | -0,01 | -3,00 |
| COBRE | 6.025,00 | -128,00 | -226,00 | BUND 10Y | -0,020 | 1,27 | -11,30 |
| ZINCO | 2.597,50 | -78,00 | -48,50 | SCHATZ 2Y | 0,014 | 0,92 | -7,30 |
| OURO | 1.214,72 | -8,17 | 22,20 | T-NOTE 10Y | 3,761 | 2,89 | 1,70 |
| TRIGO | 495,00 | -4,75 | -14,00 | T-NOTE 2Y | 3,228 | 3,14 | 1,60 |
| LICENÇA C02 | 16,36 | 0,34 | -4,85 | GILT 10Y | 1,573 | 4,24 | -14,10 |


CAMBIAL

| CAMBIAL | FIXING | Var. 1D | Var. 1M | FW 3M | FW 6M | FW 12M |
|---------|---------|---------|---------|--------|--------|--------|
| EUR/USD | 1,1318 | -0,47% | -2,48% | 1,1416 | 1,1505 | 1,1709 |
| EUR/GBP | 0,88873 | 0,31% | 0,23% | 0,8920 | 0,8951 | 0,9021 |
| EUR/JPY | 128,15 | 0,10% | 3,20% | 128,15 | 128,15 | 128,15 |
| EUR/CHF | 1,1406 | -0,04% | -0,21% | 1,1394 | 1,1383 | 1,1359 |
| EUR/BRL | 4,2227 | -0,60% | 10,25% | 4,2927 | 4,3579 | 4,5208 |
| EUR/PLN | 4,3391 | -0,15% | -1,28% | 4,3644 | 4,3871 | 4,4372 |

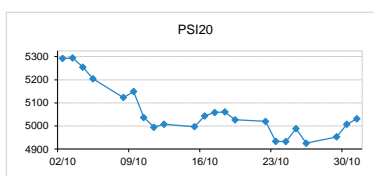

FIXINGS CONTRA USD e EUR

| | EUR | USD | GBP | JPY | CHF | SEK | DKK | CAD | AUD | BRL | NOK |
|-----|--------|--------|--------|---------|--------|---------|--------|--------|---------|--------|--------|
| EUR | - | 1,1318 | 0,8887 | 128,15 | 1,1406 | 10,3667 | 7,4613 | 1,4874 | 1,59817 | 4,2227 | 9,5407 |
| USD | 0,8835 | - | 0,7832 | 113,185 | 1,0056 | 9,1931 | 6,5920 | 1,3133 | 1,4113 | 3,7212 | 8,4392 |

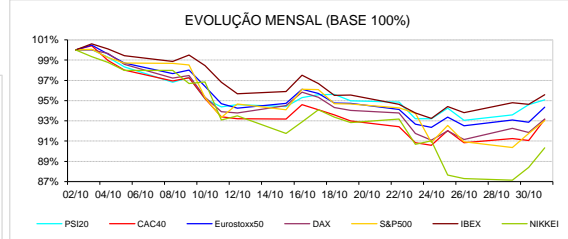
ACCIONISTA

| TITULO | COTACAO | 1D % | YTD % |
|--------------|---------|-------|--------|
| ALTRI | 7,750 | 0,13 | 49,87 |
| BCP | 0,238 | 4,02 | -12,43 |
| CORT. AMORIM | 9,700 | 1,78 | -5,83 |
| CTT | 3,390 | 1,80 | -3,34 |
| EDP | 3,104 | -0,19 | 7,59 |
| EDP R | 7,940 | 1,40 | 13,97 |
| GALP | 15,395 | 2,77 | 0,46 |
| IBERSOL | 8,500 | 0,24 | -16,05 |
| J MARTINS | 10,860 | -5,69 | -32,94 |
| MOTA ENGIL | 1,758 | 0,00 | -52,01 |
| NAVIGATOR | 4,400 | 0,00 | 4,26 |
| NOS | 4,960 | -0,90 | -9,51 |
| NOVABASE | 2,480 | 0,00 | -18,66 |
| PHAROL | 0,155 | 4,72 | -37,92 |
| REN | 2,354 | 1,03 | -5,04 |
| SEMAPA | 16,880 | 0,60 | -5,14 |
| SONAE CAP. | 0,770 | 1,45 | -13,19 |
| SONAE SGPS | 0,885 | 0,23 | -21,45 |

| MAIORES GANHOS/PERDAS | |
|-----------------------|------------|
| Título | Variação % |
| PHAROL | 4,72 |
| BCP | 4,02 |
| GALP | 2,77 |
| CTT | 1,80 |
| CORT. AMORIM | 1,78 |
| EDP | -0,19 |
| NOS | -0,90 |
| J MARTINS | -5,69 |



| INDICE | LAST | Var. 1D | YTD% | MAX Anual | MIN Anual |
|------------|-----------|---------|---------|-----------|-----------|
| PSI 20 | 5.030,71 | 0,48% | -6,64% | 5.801,45 | 4.893,44 |
| CAC40 | 5.093,44 | 2,31% | -4,12% | 5.657,44 | 4.896,80 |
| ESTX 50 PR | 3.197,51 | 1,60% | -8,75% | 3.708,82 | 3.090,85 |
| XTRA DAX | 11.447,51 | 1,42% | -11,38% | 13.596,89 | 11.051,04 |
| S&P 500 | 2.719,87 | 1,37% | 1,71% | 2.940,91 | 2.532,69 |
| IBEX 35 | 8.893,50 | 0,99% | -11,45% | 10.643,40 | 8.627,60 |
| NIKKEI 225 | 21.920,46 | 2,16% | -3,71% | 24.448,07 | 20.347,49 |



A informação mencionada é meramente indicativa e reflecte o mercado pelas 16h30. As opiniões emitidas não podem ser entendidas como conselho ou recomendação para a prática de qualquer acto. A informação foi recolhida de fontes consideradas fiáveis, não se responsabilizando, no entanto, o CaixaBI por quaisquer incorrecções que as mesmas possam conter. Para mais informações, contactar a Sala de Mercados (Assessoria e Gestão de Risco a Empresas) do CaixaBI.