

AGRE - ASSESSORIA E GESTÃO DE RISCO A EMPRESAS

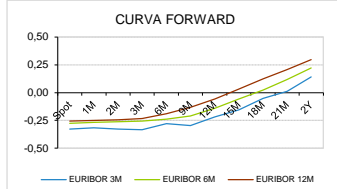
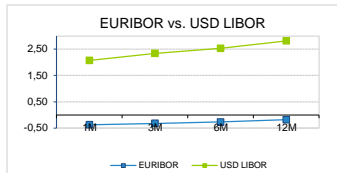
derivados.caixabi@caixabi.pt - 21 313 73 26

RENTA FIXA

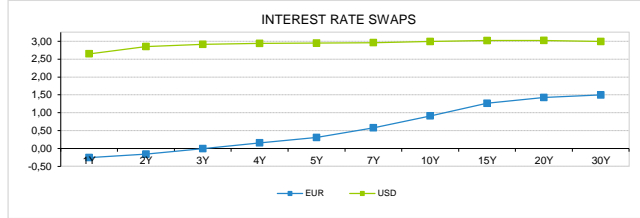
| INTERBANK OFFERED RATES | | | | | | | | | |
|-------------------------|---------|----------|----------|-----------|------------|----------|----------|-----------|-----------|
| EURIBOR | FIXING | 1D (bps) | 1M (bps) | USD LIBOR | LAST PRICE | 1D (bps) | 1M (bps) | GBP LIBOR | CHF LIBOR |
| 1M | -0,3690 | 0 | 0 | 1M | 2,0716 | -1 | -3 | 0,6460 | -0,7762 |
| 3M | -0,3200 | 0 | 0 | 3M | 2,3389 | 0 | 0 | 0,7968 | -0,7216 |
| 6M | -0,2690 | 0 | 0 | 6M | 2,5286 | 1 | 3 | 0,8951 | -0,6484 |
| 12M | -0,1790 | 0 | 0 | 12M | 2,8166 | 1 | 5 | 1,0436 | -0,5148 |

| INTEREST RATE SWAPS | | | | | | | |
|---------------------|---------|----------|----------|---------|--------|--------|--|
| EUR | FIXING | 1D (bps) | 1M (bps) | 1Y | 3Y | 5Y | |
| 1Y | -0,2560 | 0 | 0 | -0,0582 | 0,6410 | 1,1791 | |
| 2Y | -0,1560 | 1 | 2 | 0,1193 | 0,7828 | 1,2885 | |
| 3Y | -0,0030 | 1 | 4 | 0,2911 | 0,9139 | 1,3883 | |
| 4Y | 0,1560 | 2 | 4 | 0,4486 | 1,0339 | 1,4810 | |
| 5Y | 0,3080 | 2 | 4 | 0,5884 | 1,1400 | 1,5600 | |
| 7Y | 0,5780 | 2 | 3 | 0,8425 | 1,3300 | 1,6830 | |
| 10Y | 0,9130 | 2 | 2 | 1,1396 | 1,5249 | 1,7980 | |
| 15Y | 1,2640 | 2 | -1 | 1,4237 | 1,6890 | 1,8660 | |
| 20Y | 1,4270 | 2 | -1 | 1,5429 | 1,7291 | 1,8418 | |
| 30Y | 1,4960 | 1 | -2 | 1,5765 | 1,6987 | 1,7695 | |

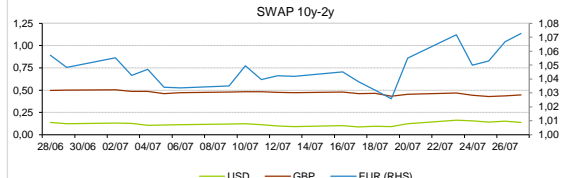
| TAXA DE REFERENCIA | |
|--------------------|-------|
| BANCO CENTRAL | |
| Zona Euro | 0,00 |
| EUA | 2,00 |
| Reino Unido | 0,50 |
| Japão | 0,10 |
| Canadá | 1,50 |
| Suíça | -0,75 |
| China | 5,75 |
| Brasil | 6,50 |
| Austrália | 1,50 |
| Índia | 4,00 |



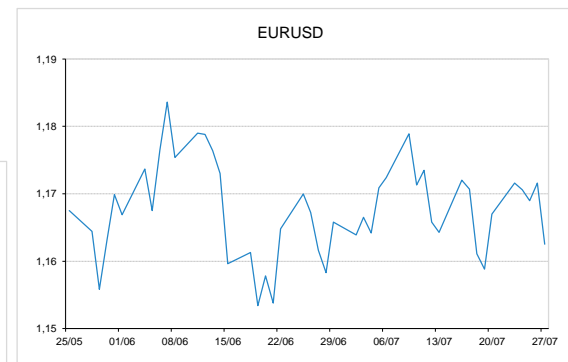
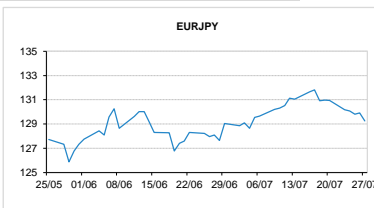
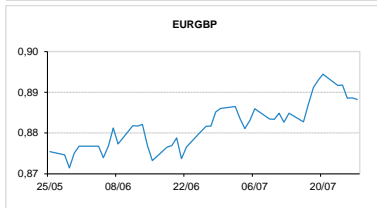
| INTEREST RATE SWAPS | | | | FORWARDS | | |
|---------------------|--------|----------|----------|----------|--------|--------|
| USD | FIXING | 1D (bps) | 1M (bps) | 1Y | 3Y | 5Y |
| 1Y | 2,6490 | 0 | 5 | 3,0871 | 3,0175 | 3,0134 |
| 2Y | 2,8480 | -1 | 6 | 3,0678 | 3,0079 | 2,9900 |
| 3Y | 2,9130 | -1 | 6 | 3,0601 | 2,9935 | 3,0185 |
| 4Y | 2,9370 | -1 | 6 | 3,0260 | 2,9960 | 3,0230 |
| 5Y | 2,9480 | -1 | 6 | 3,0417 | 3,0070 | 3,0739 |
| 7Y | 2,9610 | -2 | 6 | 3,0220 | 3,0310 | 3,0961 |
| 10Y | 2,9900 | -2 | 5 | 3,0696 | 3,0500 | 3,0570 |
| 15Y | 3,0190 | -2 | 4 | 3,0570 | 3,0570 | 3,0580 |
| 20Y | 3,0210 | -2 | 4 | 3,0450 | 3,0360 | 3,0280 |
| 30Y | 2,9920 | -2 | 5 | 3,0095 | 2,9875 | 2,9760 |



| COMMODITIES | LAST | Var. 1D | Var. 1M | BONDS | YIELD | 1D (bps) | 1M (bps) |
|-------------|----------|---------|---------|------------|--------|----------|----------|
| BRENT | 74,75 | 0,21 | -2,71 | OT 2Y | -0,182 | -0,01 | -7,90 |
| JETFUEL | 711,50 | 1,08 | -0,72 | OT 5Y | 0,507 | -0,02 | -18,00 |
| DIESEL | 669,50 | 1,58 | -1,59 | OT 10Y | 1,724 | -0,01 | -12,40 |
| COBRE | 6.281,50 | 1,00 | -422,00 | BUND 10Y | -0,155 | 0,74 | 1,60 |
| ZINCO | 2.591,00 | -4,50 | -253,75 | SCHATZ 2Y | 0,016 | 0,00 | 6,20 |
| OURO | 1.224,99 | -1,97 | -29,50 | T-NOTE 10Y | 3,663 | -0,84 | 10,40 |
| TRIGO | 533,25 | -3,25 | 44,75 | T-NOTE 2Y | 3,059 | 0,00 | 15,70 |
| LICENÇA C02 | 17,10 | -0,19 | 1,84 | GILT 10Y | 1,498 | 0,19 | 1,80 |


CAMBIAL

| CAMBIAL | FIXING | Var. 1D | Var. 1M | FW 3M | FW 6M | FW 12M |
|---------|---------|---------|---------|--------|--------|--------|
| EUR/USD | 1,1625 | -0,78% | 0,08% | 1,1706 | 1,1797 | 1,1989 |
| EUR/GBP | 0,88823 | 0,04% | -0,73% | 0,8909 | 0,8938 | 0,9002 |
| EUR/JPY | 129,25 | 0,51% | -0,91% | 129,25 | 129,25 | 129,25 |
| EUR/CHF | 1,1590 | -0,06% | -0,43% | 1,1579 | 1,1567 | 1,1545 |
| EUR/BRL | 4,3289 | 0,79% | 3,07% | 4,3991 | 4,4687 | 4,6270 |
| EUR/PLN | 4,2790 | 0,08% | 1,61% | 4,3019 | 4,3252 | 4,3739 |

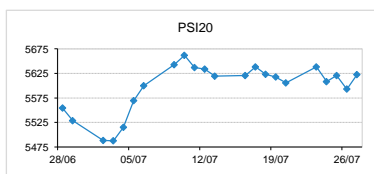

FIXINGS CONTRA USD e EUR

| | EUR | USD | GBP | JPY | CHF | SEK | DKK | CAD | AUD | BRL | NOK |
|-----|--------|--------|--------|--------|--------|---------|--------|--------|---------|--------|--------|
| EUR | - | 1,1625 | 0,8882 | 129,25 | 1,1590 | 10,3023 | 7,4492 | 1,5221 | 1,57346 | 4,3289 | 9,5375 |
| USD | 0,8582 | - | 0,7619 | 110,97 | 0,9943 | 8,8339 | 6,3930 | 1,3060 | 1,3501 | 3,7124 | 8,1868 |

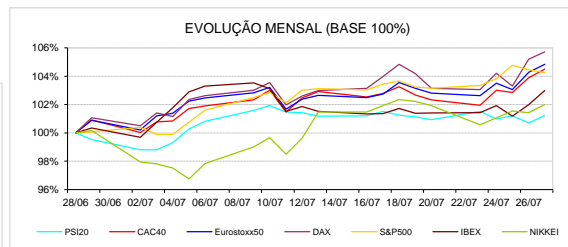
ACCIONISTA

| TITULO | COTACÃO | 1D % | YTD % |
|--------------|---------|-------|--------|
| ALTRI | 8,870 | -1,00 | 71,53 |
| BCP | 0,268 | -0,19 | -1,47 |
| CORT. AMORIM | 11,4800 | 1,77 | 11,46 |
| CTT | 3,0300 | 0,13 | -13,60 |
| EDP | 3,490 | 0,93 | 20,97 |
| EDP R | 8,780 | -0,23 | 26,02 |
| GALP | 17,505 | 0,43 | 14,23 |
| IBERSOL | 10,050 | -0,99 | -0,74 |
| J MARTINS | 12,570 | 1,49 | -22,38 |
| MOTA ENGIL | 2,900 | 0,35 | -20,83 |
| NAVIGATOR | 4,928 | -0,81 | 16,77 |
| NOS | 4,922 | 0,20 | -10,20 |
| NOVABASE | 2,710 | 0,00 | -11,12 |
| PHAROL | 0,232 | 0,87 | -7,20 |
| REN | 2,490 | 0,65 | 0,44 |
| SEMAPA | 20,700 | 0,73 | 16,32 |
| SONAE CAP. | 0,911 | -0,98 | 2,71 |
| SONAE SGPS | 0,972 | 1,78 | -13,72 |

| MAIORES GANHOS/PERDAS | |
|-----------------------|-----------|
| Título | Varição % |
| SONAE SGPS | 1,78 |
| CORT. AMORIM | 1,77 |
| J MARTINS | 1,49 |
| EDP | 0,93 |
| PHAROL | 0,87 |
| EDP R | -0,23 |
| NAVIGATOR | -0,81 |
| SONAE CAP. | -0,98 |
| IBERSOL | -0,99 |
| ALTRI | -1,00 |



| ÍNDICE | LAST | Var. 1D | YTD% | MAX Anual | MIN Anual |
|------------|-----------|---------|--------|-----------|-----------|
| PSI 20 | 5.622,98 | 0,53% | 4,34% | 5.801,45 | 5.014,62 |
| CAC40 | 5.512,94 | 0,59% | 3,77% | 5.657,44 | 4.995,07 |
| ESTX 50 PR | 3.528,83 | 0,55% | 0,70% | 3.708,82 | 3.261,86 |
| XTRA DAX | 12.873,48 | 0,51% | -0,34% | 13.596,89 | 11.726,62 |
| S&P 500 | 2.831,67 | -0,20% | 5,92% | 2.872,87 | 2.417,35 |
| IBEX 35 | 9.877,30 | 0,98% | -1,67% | 10.758,20 | 9.327,60 |
| NIKKEI 225 | 22.712,75 | 0,56% | -0,23% | 24.129,34 | 19.239,52 |



A informação mencionada é meramente indicativa e reflete o mercado pelas 16h30. As opiniões emitidas não podem ser entendidas como conselho ou recomendação para a prática de qualquer acto. A informação foi recolhida de fontes consideradas fiáveis, não se responsabilizando, no entanto, o CaixaBI por quaisquer incorrecções que as mesmas possam conter. Para mais informações, contactar a Sala de Mercados (Assessoria e Gestão de Risco a Empresas) do CaixaBI.