

**AGRE - ASSESSORIA E GESTÃO DE RISCO A EMPRESAS**

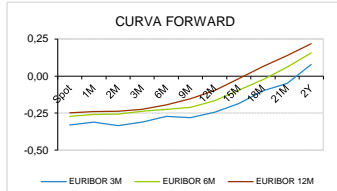
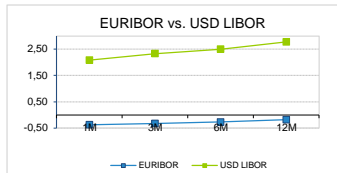
derivados.caixabi@caixabi.pt - 21 313 73 26

**RENDA FIXA**

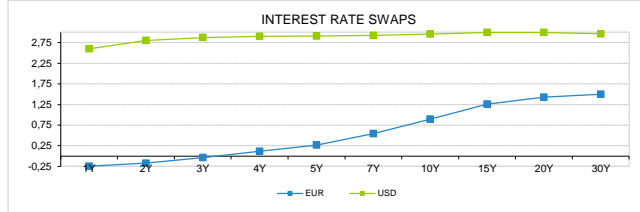
INTERBANK OFFERED RATES									
EURIBOR	FIXING	1D (bps)	1M (bps)	USD LIBOR	LAST PRICE	1D (bps)	1M (bps)	GBP LIBOR	CHF LIBOR
1M	-0,3700	0	0	1M	2,0836	0	13	0,5079	-0,7854
3M	-0,3230	0	0	3M	2,3319	0	0	0,6286	-0,7318
6M	-0,2680	0	0	6M	2,5009	1	0	0,7521	-0,6452
12M	-0,1820	0	1	12M	2,7725	1	1	0,9349	-0,5236

INTEREST RATE SWAPS						
EUR	FIXING	1D (bps)	1M (bps)	1Y	3Y	5Y
1Y	-0,2479	0	0	-0,0968	0,5490	1,1190
2Y	-0,1730	0	-5	0,0610	0,7000	1,2400
3Y	-0,0370	1	-11	0,2235	0,8260	1,3540
4Y	0,1150	1	-15	0,3789	0,9670	1,4520
5Y	0,2650	1	-18	0,5249	1,0880	1,5400
7Y	0,5460	2	-20	0,7900	1,2910	1,6871
10Y	0,8950	2	-18	1,1030	1,5081	1,8000
15Y	1,2590	1	-16	1,4085	1,6841	1,8750
20Y	1,4260	0	-15	1,5402	1,7340	1,8560
30Y	1,4990	-1	-13	1,5816	1,7070	1,7840

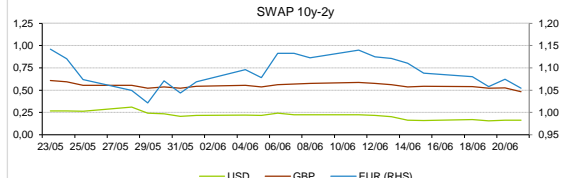
TAXA DE REFERENCIA	
BANCO CENTRAL	
Zona Euro	0,00
EUA	2,00
Reino Unido	0,50
Japão	0,10
Canadá	1,25
Suça	-0,75
China	5,75
Brasil	6,50
Austrália	1,50
Índia	4,00



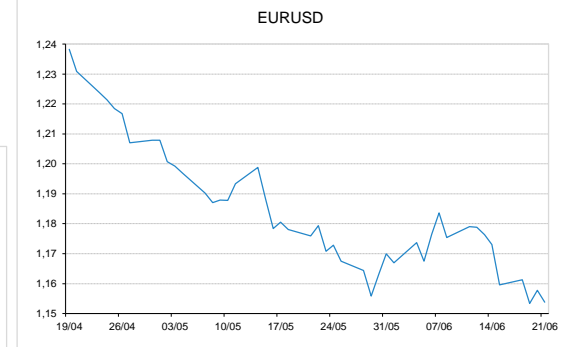
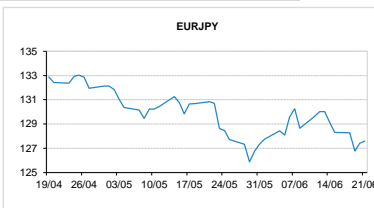
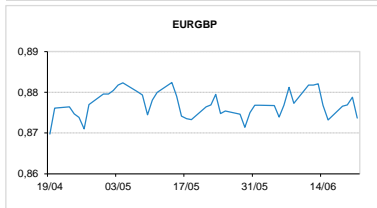
INTEREST RATE SWAPS				FORWARDS		
USD	FIXING	1D (bps)	1M (bps)	1Y	3Y	5Y
1Y	2,6000	0	5	3,0255	2,9850	2,9789
2Y	2,8020	-2	2	2,9825	2,9882	2,9904
3Y	2,8730	-2	-2	3,0010	2,9420	2,9830
4Y	2,9000	-2	-5	2,9645	2,9585	2,9940
5Y	2,9080	-3	-8	2,9590	2,9595	3,0367
7Y	2,9240	-3	-12	2,9780	2,9990	3,0620
10Y	2,9570	-2	-15	3,0335	3,0477	3,0697
15Y	2,9940	-2	-16	3,0489	3,0509	3,0325
20Y	2,9970	-2	-17	3,0401	2,9970	2,9920
30Y	2,9610	-2	-17	2,9575	2,9830	2,9465



COMMODITIES	LAST	Var. 1D	Var. 1M	BONDS	YIELD	1D (bps)	1M (bps)
BRENT	73,58	-1,16	-5,68	OT 2Y	-0,103	0,05	-4,60
JETFUEL	679,75	-12,75	-67,50	OT 5Y	0,685	0,06	-7,40
DIESEL	638,00	-12,50	-64,50	OT 10Y	1,845	0,10	-11,70
COBRE	6.815,50	-67,00	-82,00	BUND 10Y	-0,156	-4,30	-25,40
ZINCO	3.009,00	2,00	-93,00	SCHATZ 2Y	-0,053	-3,44	-12,60
OURO	1.267,48	-5,44	-22,44	T-NOTE 10Y	3,629	-1,35	-13,20
TRIGO	505,75	6,50	-18,75	T-NOTE 2Y	2,969	-0,39	-7,80
LICENÇA C02	14,88	0,38	-0,68	GILT 10Y	1,512	-1,25	-24,90


**CAMBIAL**

CAMBIAL	FIXING	Var. 1D	Var. 1M	FW 3M	FW 6M	FW 12M
EUR/USD	1,1538	-0,35%	-1,88%	1,1618	1,1706	1,1897
EUR/GBP	0,8737	0,58%	0,31%	0,8762	0,8790	0,8850
EUR/JPY	127,59	-0,16%	2,55%	127,59	127,59	127,59
EUR/CHF	1,1508	0,31%	2,07%	1,1496	1,1484	1,1459
EUR/BRL	4,4075	-0,90%	-1,65%	4,4728	4,5419	4,7016
EUR/PLN	4,3304	-0,24%	-0,84%	4,3543	4,3790	4,4254

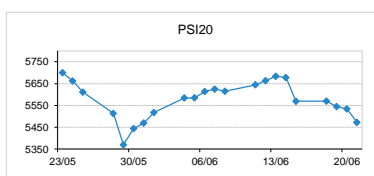

**FIXINGS CONTRA USD e EUR**

	EUR	USD	GBP	JPY	CHF	SEK	DKK	CAD	AUD	BRL	NOK
EUR	-	1,1538	0,8737	127,59	1,1508	10,3369	7,4516	1,5447	1,57298	4,4075	9,4415
USD	0,8614	-	0,7543	109,99	0,9914	8,9057	6,4193	1,3304	1,3553	3,7903	8,1327

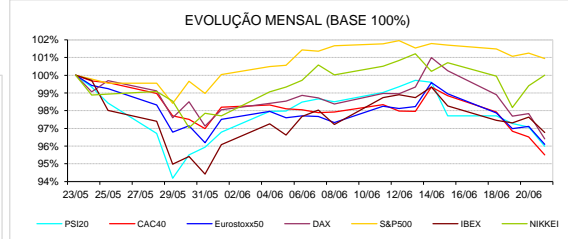
**ACCIONISTA**

TITULO	COTACAO	1D %	YTD %
ALTRI	8,190	0,37	58,38
BCP	0,267	-1,62	-1,84
CORT. AMORIM	11,3600	-1,39	10,29
CTT	2,9900	-1,45	-14,74
EDP	3,344	-0,45	15,91
EDP R	8,285	-0,42	18,92
GALP	15,610	0,10	1,86
IBERSOL	12,050	-1,23	-0,82
J MARTINS	13,085	0,69	-19,20
MOTA ENGIL	2,850	-3,88	-22,19
NAVIGATOR	4,926	-4,72	16,73
NOS	4,676	-0,85	-14,69
NOVABASE	2,760	0,00	-9,48
PHAROL	0,244	-5,06	-2,40
REN	2,348	-1,76	-5,28
SEMAPA	22,000	-1,35	23,63
SONAE CAP.	0,892	-2,09	0,56
SONAE SGPS	1,082	-1,99	-3,91

MAIORES GANHOS/PERDAS	
Título	Variação %
J MARTINS	0,69
ALTRI	0,37
GALP	0,10
SONAE SGPS	-1,99
SONAE CAP.	-2,09
MOTA ENGIL	-3,88
NAVIGATOR	-4,72
PHAROL	-5,06



INDICE	LAST	Var. 1D	YTD%	MAX Anual	MIN Anual
PSI 20	5.471,65	-1,13%	1,55%	5.801,45	5.014,62
CAC40	5.316,01	-1,05%	0,06%	5.657,44	4.995,07
ESTX 50 PR	3.403,51	-1,05%	-2,87%	3.708,82	3.261,86
XTRA DAX	12.511,91	-1,44%	-3,14%	13.596,89	11.726,62
S&P 500	2.759,24	-0,29%	3,20%	2.872,87	2.405,70
IBEX 35	9.702,10	-0,89%	-3,40%	10.772,00	9.327,60
NIKKEI 225	22.693,04	0,61%	-0,32%	24.129,34	19.239,52



A informação mencionada é meramente indicativa e reflecte o mercado pelas 16h30. As opiniões emitidas não podem ser entendidas como conselho ou recomendação para a prática de qualquer acto. A informação foi recolhida de fontes consideradas fiáveis, não se responsabilizando, no entanto, o CaixaBI por quaisquer incorrecções que as mesmas possam conter. Para mais informações, contactar a Sala de Mercados (Assessoria e Gestão de Risco a Empresas) do CaixaBI.