

AGRE - ASSESSORIA E GESTÃO DE RISCO A EMPRESAS

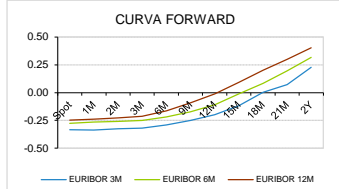
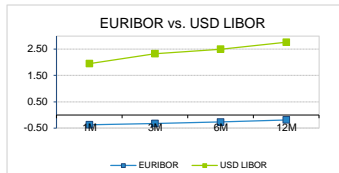
derivados.caixabi@caixabi.pt - 21 313 73 26

RENDA FIXA

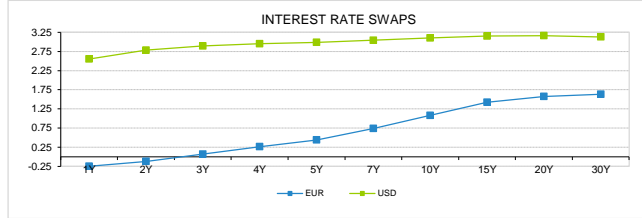
INTERBANK OFFERED RATES									
EURIBOR	FIXING	1D (bps)	1M (bps)	USD LIBOR	LAST PRICE	1D (bps)	1M (bps)	GBP LIBOR	CHF LIBOR
1M	-0.3700	0	0	1M	1.9528	1	6	0.4974	-0.7841
3M	-0.3250	0	0	3M	2.3294	0	-3	0.6234	-0.7236
6M	-0.2700	0	0	6M	2.4988	0	0	0.7492	-0.6452
12M	-0.1870	0	0	12M	2.7648	0	2	0.9320	-0.5190

INTEREST RATE SWAPS						
EUR	FIXING	1D (bps)	1M (bps)	1Y	3Y	5Y
1Y	-0.2475	0	1	-0.0122	0.7924	1.3200
2Y	-0.1210	0	3	0.1922	0.9330	1.4230
3Y	0.0690	0	5	0.3911	1.0610	1.5140
4Y	0.2650	0	7	0.5609	1.1750	1.5930
5Y	0.4420	-1	8	0.7098	1.2780	1.6650
7Y	0.7420	0	12	0.9615	1.4480	1.7760
10Y	1.0790	0	14	1.2415	1.6284	1.8795
15Y	1.4220	0	15	1.5113	1.7748	1.9340
20Y	1.5760	0	16	1.6217	1.8049	1.9040
30Y	1.6330	1	17	1.6398	1.7585	1.8170

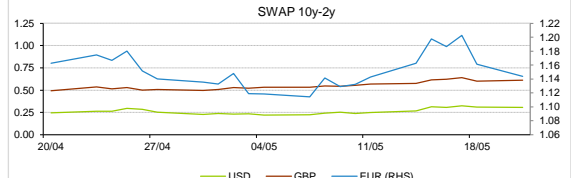
TAXA DE REFERENCIA	
BANCO CENTRAL	
Zona Euro	0.00
EUA	1.75
Reino Unido	0.50
Japão	0.10
Canadá	1.25
Suíça	-0.75
China	5.75
Brasil	6.50
Austrália	1.50
Índia	4.00



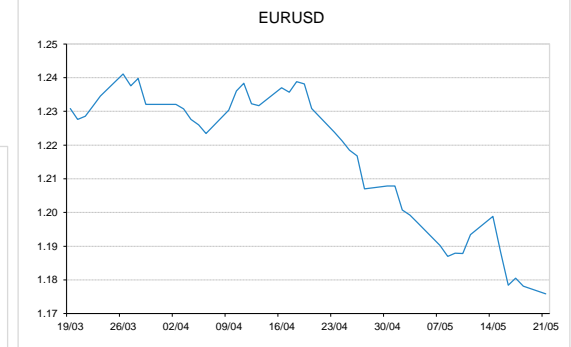
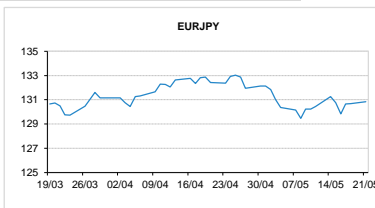
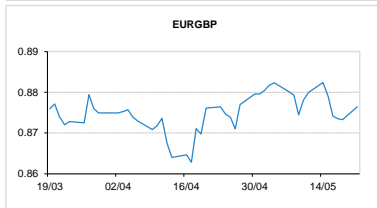
INTEREST RATE SWAPS				FORWARDS		
USD	FIXING	1D (bps)	1M (bps)	1Y	3Y	5Y
1Y	2.5530	-2	2	3.0398	3.1486	3.1410
2Y	2.7820	-4	8	3.0620	3.1490	3.1580
3Y	2.8930	-4	11	3.1070	3.1547	3.2021
4Y	2.9520	-5	14	3.0970	3.1684	3.2169
5Y	2.9890	-5	16	3.1010	3.1480	3.2330
7Y	3.0420	-4	20	3.1230	3.2072	3.2160
10Y	3.1020	-4	23	3.1909	3.1850	3.2125
15Y	3.1510	-3	24	3.1735	3.2090	3.2399
20Y	3.1630	-3	24	3.1745	3.1700	3.1600
30Y	3.1290	-2	24	3.1230	3.1516	3.0960



COMMODITIES	LAST	Var. 1D	Var. 1M	BONDS	YIELD	1D (bps)	1M (bps)
BRENT	78.85	0.34	5.50	OT 2Y	-0.053	0.09	14.00
JETFUEL	746.00	-6.25	53.75	OT 5Y	0.804	0.11	21.00
DIESEL	699.00	-2.00	53.00	OT 10Y	2.005	0.14	34.90
COBRE	6,824.00	-24.00	-167.00	BUND 10Y	0.041	-5.91	-9.80
ZINCO	3,106.50	3.75	-161.00	SCHATZ 2Y	-0.005	-3.21	-6.70
OURO	1,289.45	-3.23	-48.38	T-NOTE 10Y	3.729	0.34	11.00
TRIGO	508.50	-9.75	31.25	T-NOTE 2Y	2.942	1.17	7.80
LICENÇA C02	15.56	0.31	2.51	GILT 10Y	1.626	-2.33	-4.60


CAMBIAL

CAMBIAL	FIXING	Var. 1D	Var. 1M	FW 3M	FW 6M	FW 12M
EUR/USD	1.1759	-0.19%	-3.91%	1.1842	1.1930	1.2126
EUR/GBP	0.8764	-0.36%	0.00%	0.8787	0.8813	0.8873
EUR/JPY	130.84	-0.11%	1.18%	130.84	130.84	130.84
EUR/CHF	1.1743	-0.02%	1.77%	1.1731	1.1718	1.1697
EUR/BRL	4.3695	0.67%	-3.53%	4.4380	4.5022	4.6506
EUR/PLN	4.2947	0.15%	-2.10%	4.3178	4.3406	4.3884

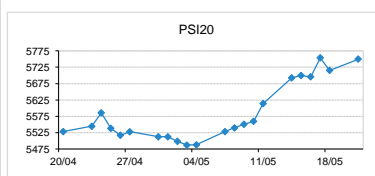

FIXINGS CONTRA USD e EUR

	EUR	USD	GBP	JPY	CHF	SEK	DKK	CAD	AUD	BRL	NOK
EUR	-	1.1759	0.8764	130.84	1.1743	10.2421	7.4466	1.5105	1.55582	4.3695	9.5043
USD	0.8511	-	0.7457	111.225	0.9981	8.7123	6.3378	1.2846	1.3230	3.7077	8.0827

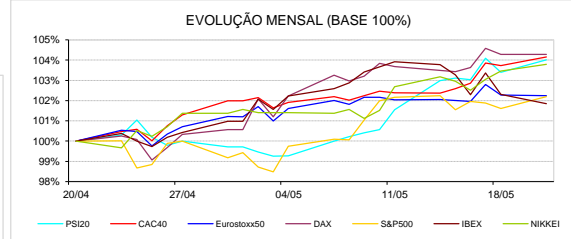
ACCIONISTA

TITULO	COTACAO	1D %	YTD %
ALTRI	7.730	1.44	49.49
BCP	0.277	1.20	1.95
CORT. AMORIM	11.5000	0.88	11.65
CTT	2.9840	1.08	-14.91
EDP	3.486	0.81	20.83
EDP R	8.245	0.79	18.34
GALP	17.065	0.50	11.35
IBERSOL	11.350	0.00	-6.58
J MARTINS	13.850	0.36	-14.48
MOTA ENGIL	3.545	-0.14	-3.22
NAVIGATOR	5.415	1.50	27.35
NOS	4.938	1.23	-9.91
NOVABASE	2.930	2.45	-3.90
PHAROL	0.270	-1.28	8.00
REN	2.614	-0.38	5.45
SEMAPA	20.350	-0.25	14.36
SONAE CAP.	1.020	0.99	14.99
SONAE SGPS	1.144	-1.38	1.60

MAIORES GANHOS/PERDAS	
Título	Variação %
NOVABASE	2.45
NAVIGATOR	1.50
ALTRI	1.44
NOS	1.23
BCP	1.20
MOTA ENGIL	-0.14
SEMAPA	-0.25
REN	-0.38
PHAROL	-1.28
SONAE SGPS	-1.38



ÍNDICE	LAST	Var. 1D	YTD%	MAX Anual	MIN Anual
PSI 20	5,749.83	0.60%	6.71%	5,793.38	5,014.62
CAC40	5,637.51	0.41%	6.12%	5,657.44	4,995.07
ESTX 50 PR	3,572.57	-0.03%	1.96%	3,708.82	3,261.86
XTRA DAX	13,077.72	-0.28%	1.24%	13,596.89	11,726.62
S&P 500	2,728.81	0.59%	2.07%	2,872.87	2,370.43
IBEX 35	10,066.50	-0.45%	0.23%	11,048.00	9,327.60
NIKKEI 225	23,002.37	0.31%	1.04%	24,129.34	19,239.52



A informação mencionada é meramente indicativa e reflecte o mercado pelas 16h30. As opiniões emitidas não podem ser entendidas como conselho ou recomendação para a prática de qualquer acto. A informação foi recolhida de fontes consideradas fiáveis, não se responsabilizando, no entanto, o CaixaBI por quaisquer incorrecções que as mesmas possam conter. Para mais informações, contactar a Sala de Mercados (Assessoria e Gestão de Risco a Empresas) do CaixaBI.

2017 © Caixa - Banco de Investimento, SA. Todos os direitos reservados.

O Caixa - Banco de Investimento, S.A. é membro da Euronext e é um intermediário financeiro registado na CMVM com o número 102.