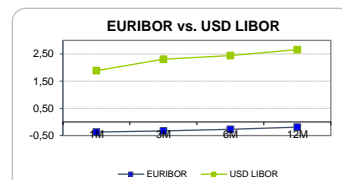


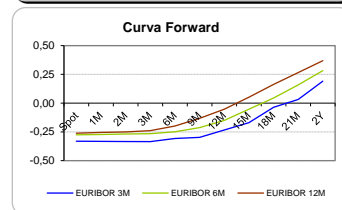
## RENTA FIXA

INTERBANK OFFERED RATES									
EURIBOR	FIXING	1D (bps)	1M (bps)	USD LIBOR	LAST PRICE	1D (bps)	1M (bps)	GBP LIBOR	CHF LIBOR
1M	-0,3720	0	0	1M	1,8869	1	22	0,5146	-0,7883
3M	-0,3280	0	0	3M	2,3080	1	29	0,6919	-0,7362
6M	-0,2710	0	0	6M	2,4440	-1	22	0,8155	-0,6516
12M	-0,1900	0	0	12M	2,6595	-1	16	1,0039	-0,5242

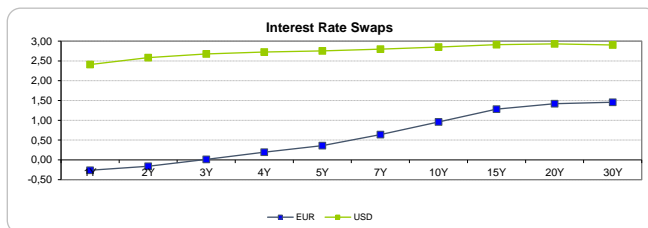


INTEREST RATE SWAPS						
EUR	FIXING	1D (bps)	1M (bps)	1Y	3Y	5Y
1Y	-0,2616	0	-1	-0,0522	0,7542	1,2630
2Y	-0,1620	-1	-4	0,1575	0,8941	1,3610
3Y	0,0140	-2	-7	0,3536	1,0170	1,4470
4Y	0,1950	-3	-9	0,5222	1,1259	1,5240
5Y	0,3610	-3	-11	0,6680	1,2225	1,5945
7Y	0,6410	-3	-13	0,9120	1,3865	1,7050
10Y	0,9590	-3	-13	1,1847	1,5646	1,8080
15Y	1,2820	-3	-14	1,4483	1,7020	1,8505
20Y	1,4180	-3	-15	1,5474	1,7221	1,8120
30Y	1,4560	-4	-16	1,5548	1,6680	1,7220

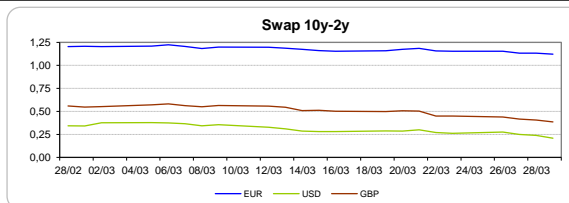
Taxa de Referência Banco Central	
Zona Euro	0,00
EUA	1,75
Reino Unido	0,50
Japão	0,10
Canadá	1,25
Suíça	-0,75
China	5,75
Brasil	6,50
Austrália	1,50
Índia	4,00



INTEREST RATE SWAPS				FORWARDS		
USD	FIXING	1D (bps)	1M (bps)	1Y	3Y	5Y
1Y	2,4080	-2	9	2,7453	2,8102	2,8123
2Y	2,5840	-2	3	2,7560	2,7850	2,8242
3Y	2,6760	-2	-1	2,7884	2,7810	2,8160
4Y	2,7250	-2	-3	2,7903	2,8139	2,8592
5Y	2,7540	-2	-4	2,7695	2,7985	2,8766
7Y	2,7960	-1	-6	2,8106	2,8250	2,8800
10Y	2,8510	-1	-8	2,8280	2,8620	2,9239
15Y	2,9100	-1	-9	2,8600	2,9078	2,9265
20Y	2,9300	-1	-9	2,8893	2,9898	2,9027
30Y	2,9040	-1	-10	2,8538	2,8523	2,8464

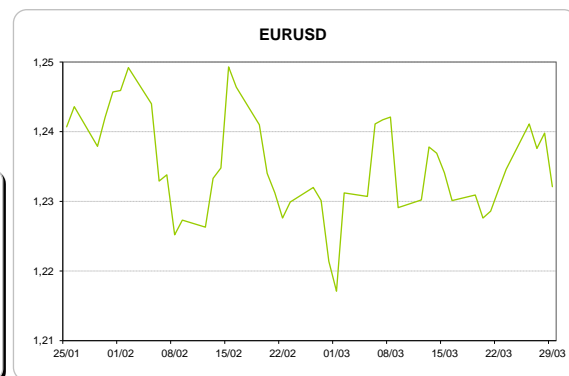
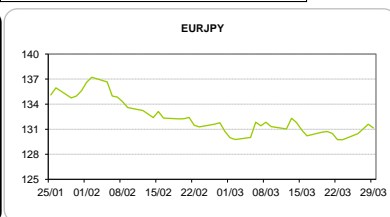
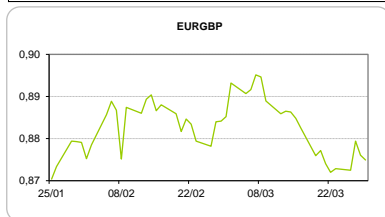


COMMODITIES	Last	Var. 1D	Var. 1M	BONDS	YIELD	1D (bps)	1M (bps)
BRENT	69,87	0,34	5,14	OT 2Y	-0,202	-0,03	-20,40
JETFUEL	665,25	6,10	24,50	OT 5Y	0,273	-0,02	-32,60
DIESEL	622,50	7,00	41,62	OT 10Y	1,607	-0,03	-40,80
COBRE	6.667,00	16,00	-266,00	BUND 10Y	0,045	-0,68	-21,90
ZINCO	3.293,00	8,75	-162,00	SCHATZ 2Y	0,014	-0,23	-11,00
OURO	1.321,93	-3,13	3,55	T-NOTE 10Y	3,487	-1,66	-13,70
TRIGO	442,50	-3,00	-52,50	T-NOTE 2Y	2,743	-0,39	-3,10
LICENCA C02	13,20	0,21	3,10	GILT 10Y	1,528	-1,83	-21,50



## CAMBIAL

CAMBIAL	Fixing	Var. 1D	Var. 1M	FW 3M	FW 6M	FW 12M
EUR/USD	1,2321	<b>-0,62%</b>	<b>0,88%</b>	1,2406	1,2496	1,2695
EUR/GBP	0,8749	<b>0,13%</b>	<b>1,06%</b>	0,8775	0,8806	0,8876
EUR/JPY	131,15	<b>0,34%</b>	<b>-0,33%</b>	131,15	131,15	131,15
EUR/CHF	1,1766	<b>0,08%</b>	<b>-2,11%</b>	1,1754	1,1742	1,1722
EUR/BRL	4,0791	<b>0,20%</b>	<b>-2,89%</b>	4,1405	4,2051	4,3348
EUR/PLN	4,2121	<b>-0,20%</b>	<b>-0,85%</b>	4,2333	4,2552	4,3012

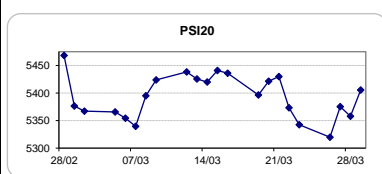


FIXINGS CONTRA USD e EUR											
	EUR	USD	GBP	JPY	CHF	SEK	DKK	CAD	AUD	BRL	NOK
EUR	-	1,2321	0,8749	131,15	1,1766	10,2835	7,4548	1,5858	1,60237	4,0791	9,6508
USD	0,8129	-	0,7126	106,375	0,9573	8,3742	6,0601	1,2889	1,3034	3,3252	7,8514

## ACCIONISTA

TÍTULO	Cotação	1D %	YTD %
ALTRI	5,420	0,93	4,82
BANCO BPI	1,140	2,33	-2,81
BCP	0,2720	1,23	0,00
CORT. AMORIM	10,400	-	-
CTT	3,128	1,23	-10,81
EDP	3,088	0,55	7,04
EDP R	7,960	0,70	14,25
GALP	15,305	1,02	-0,13
J MARTINS	14,805	2,24	-8,58
MOTA ENGIL	3,270	0,00	-10,73
NOS	4,790	0,84	-12,61
PHAROL	0,228	-2,56	-8,80
NAVIGATOR	4,788	0,38	12,61
REN	2,508	0,40	1,17
SEMAPA	18,520	1,54	4,07
SONAE CAP.	0,928	1,20	4,62
SONAE SGPS	1,095	0,37	-2,75
-	-	-	-
-	-	-	-
-	-	-	-

Maiores ganhos/perdas	
Título	Variação %
BANCO BPI	2,33
J MARTINS	2,24
SEMAPA	1,54
CTT	1,23
BCP	1,23
PHAROL	-2.56



INDICE	Last	Var. 1D	YTD%	MAX Annual	MIN Annual
PSI 20	5.405,57	0,89%	0,32%	5.793,38	4.853,59
CAC40	5.167,30	0,72%	-2,73%	5.567,03	4.980,41
ESTX 50 PR	3.367,14	1,08%	-3,90%	3.708,82	3.261,86
XTRA DAX	12.113,48	1,45%	-6,23%	13.596,89	11.726,62
S&P 500	2.628,21	0,90%	-1,68%	2.872,87	2.328,95
IBEX 35	9.619,00	0,67%	-4,23%	11.184,40	9.327,60
NIKKEI 225	21.159,08	0,61%	-7,05%	24.129,34	18.224,68

