

AGRE - ASSESSORIA E GESTÃO DE RISCO A EMPRESAS

Sónia Oliveira - sonia.oliveira@caixabi.pt - 21 313 73 26

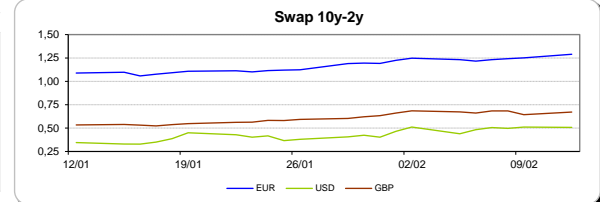
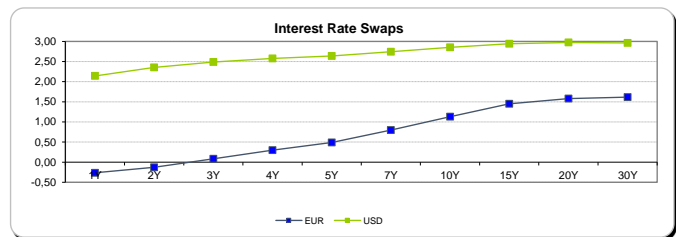
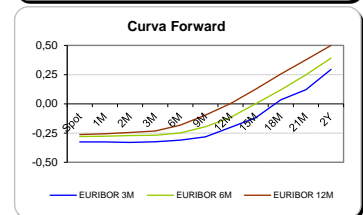
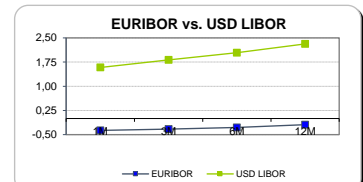
RENTA FIXA

INTERBANK OFFERED RATES									
EURIBOR	FIXING	1D (bps)	1M (bps)	USD LIBOR	LAST PRICE	1D (bps)	1M (bps)	GBP LIBOR	CHF LIBOR
1M	-0,3690	0	0	1M	1,5832	0	3	0,4954	-0,7976
3M	-0,3290	0	0	3M	1,8200	1	12	0,5352	-0,7434
6M	-0,2780	0	-1	6M	2,0383	1	17	0,6381	-0,6608
12M	-0,1910	0	-1	12M	2,3135	2	17	0,8483	-0,5310

INTEREST RATE SWAPS					
EUR	FIXING	1D (bps)	1M (bps)	1Y	3Y
1Y	-0,2635	0	-1	0,0003	0,9707
2Y	-0,1280	0	3	0,2480	1,1411
3Y	0,0820	0	9	0,4880	1,2660
4Y	0,2980	1	15	0,6890	1,3880
5Y	0,4900	1	20	0,8560	1,4860
7Y	0,7970	1	25	1,1253	1,6511
10Y	1,1290	1	25	1,4005	1,8030
15Y	1,4490	1	20	1,6428	1,9066
20Y	1,5790	1	17	1,7287	1,9146
30Y	1,6160	1	12	1,7233	1,8491

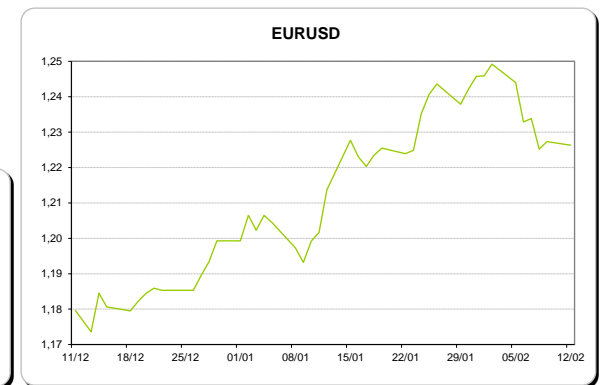
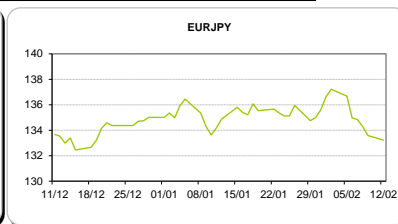
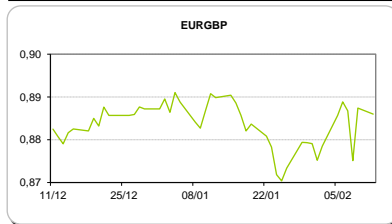
INTEREST RATE SWAPS				FORWARDS		
USD	FIXING	1D (bps)	1M (bps)	1Y	3Y	5Y
1Y	2,1420	4	18	2,5460	2,8729	3,0174
2Y	2,3550	-1	20	2,6450	2,8830	2,9900
3Y	2,4880	-3	24	2,6950	2,8880	3,0550
4Y	2,5780	-4	27	2,7410	2,9530	3,0760
5Y	2,6380	-4	29	2,8060	2,9485	3,1131
7Y	2,7430	-4	32	2,8800	2,9875	3,0640
10Y	2,8520	-4	34	2,9758	3,0170	3,1060
15Y	2,9430	-3	34	2,9710	3,0390	3,0650
20Y	2,9740	-3	32	2,9805	3,0210	3,0650
30Y	2,9640	-3	30	2,9465	2,9700	3,0319

COMMODITIES	Last	Var. 1D	Var. 1M	BONDS	YIELD	1D (bps)	1M (bps)
BRENT	63,18	0,39	-6,20	OT 2Y	-0,081	0,00	19,10
JETFUEL	601,36	-4,66	-47,49	OT 5Y	0,626	0,01	11,50
DIESEL	559,63	0,50	-50,60	OT 10Y	2,077	-0,02	25,20
COBRE	6.750,00	-90,00	-347,00	BUND 10Y	0,158	0,92	18,10
ZINCO	3.409,00	-40,25	67,25	SCHATZ 2Y	0,044	-1,61	-2,00
OURO	1.324,27	8,12	-13,68	T-NOTE 10Y	3,500	2,49	23,00
TRIGO	458,50	9,50	38,00	T-NOTE 2Y	2,545	3,48	10,00
LICENÇA C02	9,41	0,18	1,55	GILT 10Y	1,695	0,00	26,30



CAMBIAL

CAMBIAL	Fixing	Var. 1D	Var. 1M	FW 3M	FW 6M	FW 12M
EUR/USD	1,2263	-0,08%	1,04%	1,2339	1,2426	1,2616
EUR/GBP	0,886	0,16%	0,43%	0,8881	0,8909	0,8972
EUR/JPY	133,23	0,27%	1,24%	133,23	133,23	133,23
EUR/CHF	1,1519	-0,05%	2,45%	1,1507	1,1495	1,1472
EUR/BRL	4,0391	-0,26%	-4,00%	4,1060	4,1757	4,3198
EUR/PLN	4,1737	0,31%	-0,05%	4,1946	4,2170	4,2637



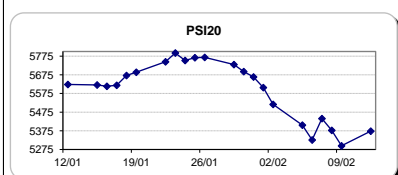
FIXINGS CONTRA USD e EUR

	EUR	USD	GBP	JPY	CHF	SEK	DKK	CAD	AUD	BRL	NOK
EUR	-	1,2263	0,8860	133,23	1,1519	9,9236	7,4474	1,5485	1,56674	4,0391	9,7307
USD	0,8145	-	0,724	108,53	0,9389	8,0896	6,0658	1,2612	1,2775	3,2989	7,9317

ACCIONISTA

TITULO	Cotação	1D %	YTD %
ALTRI	4,550	3,17	-12,01
BANCO BPI	1,254	-0,63	6,91
BCP	0,2963	2,38	8,93
CORT. AMORIM	9,850	-0,30	-4,37
CTT	3,350	0,54	-4,48
EDP	2,739	1,94	-5,06
EDP R	6,965	1,16	-0,03
GALP	14,595	0,62	-4,76
J MARTINS	17,060	0,26	5,34
MOTA ENGL	3,565	0,71	-2,68
NOS	5,015	2,31	-8,50
PHAROL	0,233	9,91	-6,80
NAVIGATOR	4,088	1,69	-3,86
REN	2,440	0,49	-1,57
SEMAPA	17,900	2,05	0,59
SONAE CAP.	1,040	2,56	17,25
SONAE SGPS	1,206	1,60	7,10

Maiores ganhos/perdas	
Título	Variação %
PHAROL	9,91
ALTRI	3,17
SONAE CAP.	2,56
BCP	2,38
NOS	2,31
CORT. AMORIM	-0,30
BANCO BPI	-0,63



ÍNDICE	Last	Var. 1D	YTD%	MAX Anual	MIN Anual
PSI 20	5.373,37	1,48%	-0,28%	5.793,38	4.568,96
CAC40	5.140,06	1,20%	-3,25%	5.567,03	4.806,49
ESTX 50 PR	3.374,70	1,49%	-3,66%	3.708,82	3.264,84
XTRA DAX	12.306,53	1,61%	-4,77%	13.596,89	11.645,13
S&P 500	2.643,58	0,79%	-1,25%	2.872,87	2.311,10
IBEX 35	9.781,40	1,50%	-2,59%	11.184,40	9.356,00
NIKKEI 225	21.382,62	-2,32%	-6,07%	24.129,34	18.224,68

