

AGRE - ASSESSORIA E GESTÃO DE RISCO A EMPRESAS

Sónia Oliveira - sonia.oliveira@caixabi.pt - 21 313 73 26

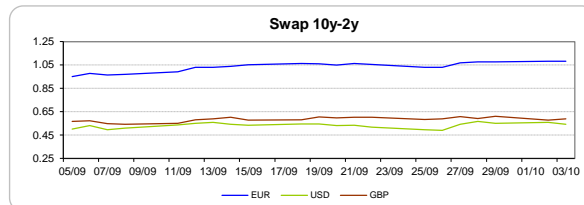
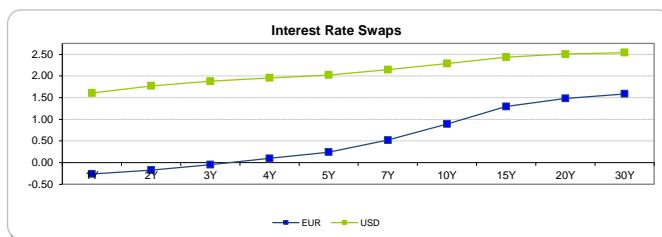
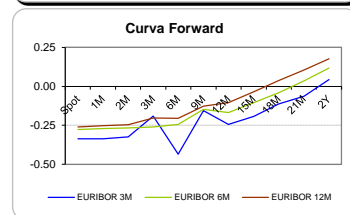
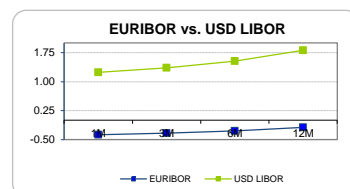
RENTA FIXA

INTERBANK OFFERED RATES									
EURIBOR	FIXING	1D (bps)	1M (bps)	USD LIBOR	LAST PRICE	1D (bps)	1M (bps)	GBP LIBOR	CHF LIBOR
1M	-0.3710	0	0	1M	1.2389	0	0	0.2874	-0.7832
3M	-0.3290	0	0	3M	1.3592	0	4	0.3700	-0.7264
6M	-0.2740	0	0	6M	1.5316	0	8	0.5249	-0.6486
12M	-0.1810	0	-1	12M	1.8084	0	10	0.7412	-0.5108

INTEREST RATE SWAPS						
EUR	FIXING	1D (bps)	1M (bps)	1Y	3Y	5Y
1Y	-0.2601	0	0	-0.1050	0.4855	1.0668
2Y	-0.1710	0	2	0.0350	0.6381	1.2021
3Y	-0.0450	0	5	0.1860	0.7801	1.3286
4Y	0.0980	0	7	0.3349	0.9186	1.4450
5Y	0.2430	0	8	0.4790	1.0488	1.5400
7Y	0.5200	0	9	0.7527	1.2789	1.7078
10Y	0.8920	0	8	1.0958	1.5205	1.8585
15Y	1.2970	0	8	1.4286	1.7175	1.9416
20Y	1.4820	0	8	1.5755	1.7860	1.9384
30Y	1.5880	0	8	1.6508	1.7931	1.8909

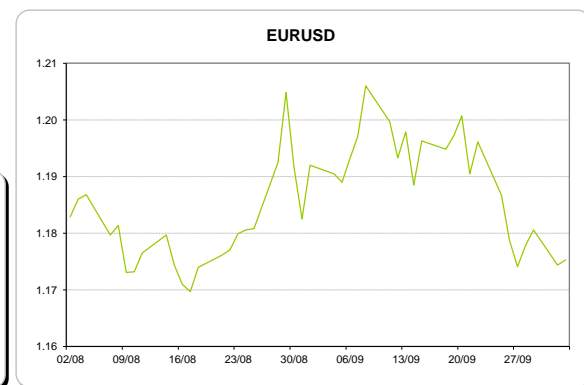
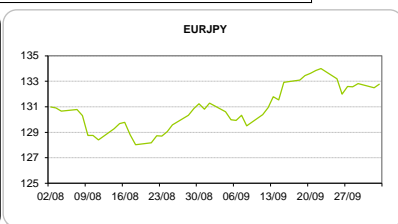
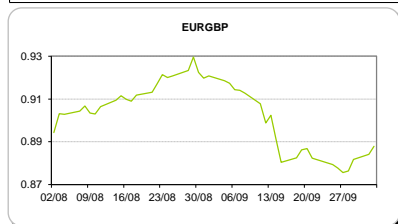
INTEREST RATE SWAPS				FORWARDS		
USD	FIXING	1D (bps)	1M (bps)	1Y	3Y	5Y
1Y	1.6080	1	17	1.9122	2.1320	2.3631
2Y	1.7730	1	23	1.9853	2.1820	2.3890
3Y	1.8790	1	25	2.0390	2.2320	2.4340
4Y	1.9570	1	26	2.0600	2.2840	2.4720
5Y	2.0240	2	25	2.1394	2.3538	2.5370
7Y	2.1450	1	24	2.2130	2.4339	2.5610
10Y	2.2900	1	22	2.3623	2.5166	2.6055
15Y	2.4360	1	19	2.4744	2.5830	2.6350
20Y	2.5050	1	18	2.5242	2.6064	2.6320
30Y	2.5410	1	16	2.5140	2.5928	2.5935

COMMODITIES	Last	Var. 1D	Var. 1M	BONDS	YIELD	1D (bps)	1M (bps)
BRENT	57.09	0.84	2.20	OT 2Y	0.000	0.02	-0.70
JETFUEL	509.75	-1.25	17.75	OT 5Y	0.945	0.01	-19.50
DIESEL	527.00	-4.50	1.00	OT 10Y	2.334	0.01	-41.70
COBRE	6,877.50	87.00	219.00	BUND 10Y	-0.153	-4.45	7.00
ZINCO	3,332.00	50.00	276.25	SCHATZ 2Y	-0.094	-2.06	2.10
OURO	1,300.20	6.50	-23.04	T-NOTE 10Y	3.008	-2.86	14.60
TRIGO	433.75	3.25	-9.50	T-NOTE 2Y	2.003	-1.53	13.70
LICENÇA C02	7.35	-0.06	0.25	GILT 10Y	1.426	-1.24	31.50



CAMBIAL

CAMBIAL	Fixing	Var. 1D	Var. 1M	FW 3M	FW 6M	FW 12M
EUR/USD	1.181	-0.39%	-1.41%	1.1873	1.1937	1.2078
EUR/GBP	0.8898	1.41%	1.42%	0.8919	0.8942	0.8999
EUR/JPY	132.49	0.48%	-0.53%	132.49	132.49	132.49
EUR/CHF	1.1533	0.05%	-0.65%	1.1521	1.1508	1.1487
EUR/BRL	3.7328	0.84%	-0.21%	3.7968	3.8586	3.9929
EUR/PLN	4.2517	0.39%	0.70%	4.2730	4.2946	4.3401



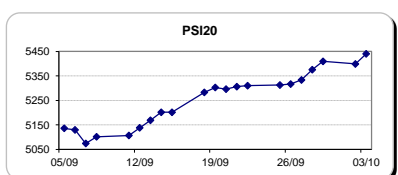
FIXINGS CONTRA USD e EUR

	EUR	USD	GBP	JPY	CHF	SEK	DKK	CAD	AUD	BRL	NOK
EUR	-	1.1810	0.8898	132.49	1.1533	9.9917	7.4437	1.4793	1.50134	3.7328	9.3274
USD	0.8449	-	0.7516	111.92	0.9744	8.1030	6.2892	1.2482	1.2677	3.1566	7.8810

ACCIONISTA

TITULO	Cotação	1D %	YTD %
ALTRI	5.368	-1.07	38.92
BANCO BPI	1.054	0.38	-6.81
BCP	0.2513	2.07	36.24
CORT. AMORIM	12.150	0.12	42.94
CTT	5.043	-0.41	-21.75
EDP	3.107	-0.32	7.36
EDP R	7.063	-0.80	17.01
GALP	15.425	1.51	8.70
J MARTINS	15.760	-0.22	6.92
MOTA ENGL	3.267	-1.89	102.92
NOS	5.246	-1.21	-6.95
PHAROL	0.479	0.63	131.40
NAVIGATOR	4.324	-1.10	36.46
REN	2.751	-0.43	1.96
SEMAPA	17.010	-1.70	26.94
SONAE CAP.	0.855	-0.35	14.30
SONAE SGPS	1.025	-0.58	17.28

Maiores ganhos/perdas	
Título	Varição %
BCP	2.07
GALP	1.51
PHAROL	0.63
BANCO BPI	0.38
CORT. AMORIM	0.12
ALTRI	-1.07
NAVIGATOR	-1.10
NOS	-1.21
SEMAPA	-1.70
MOTA ENGL	-1.89



ÍNDICE	Last	Var. 1D	YTD%	MAX Anual	MIN Anual
PSI 20	5,457.96	0.01%	16.64%	5,466.79	4,356.54
CAC40	5,351.74	-0.17%	10.07%	5,442.10	4,344.88
ESTX 50 PR	3,604.55	-0.03%	9.54%	3,666.80	2,937.98
XTRA DAX	12,991.87	0.07%	13.16%	13,036.74	10,174.92
S&P 500	2,555.88	0.17%	14.14%	2,557.65	2,083.79
IBEX 35	10,258.00	-0.17%	9.69%	11,184.40	8,512.40
NIKKEI 225	21,155.18	0.96%	10.68%	21,211.29	16,111.81

