

AGRE - ASSESSORIA E GESTÃO DE RISCO A EMPRESAS

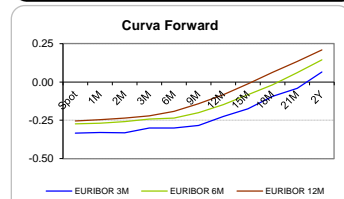
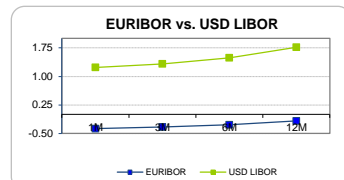
Sónia Oliveira - sonia.oliveira@caixabi.pt - 21 313 73 26

RENTA FIXA

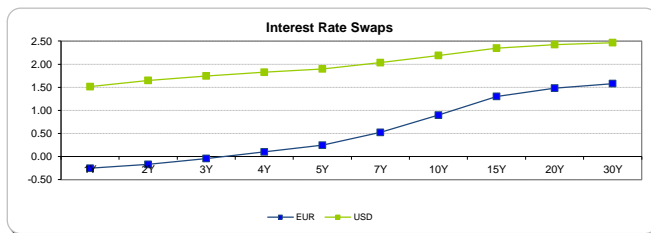
INTERBANK OFFERED RATES									
EURIBOR	FIXING	1D (bps)	1M (bps)	USD LIBOR	LAST PRICE	1D (bps)	1M (bps)	GBP LIBOR	CHF LIBOR
1M	-0.3720	0	0	1M	1.2372	0	0	0.2511	-0.7852
3M	-0.3290	0	0	3M	1.3283	1	1	0.3294	-0.7260
6M	-0.2710	0	0	6M	1.4910	1	3	0.4788	-0.6492
12M	-0.1710	0	-1	12M	1.7676	2	4	0.7194	-0.5052

INTEREST RATE SWAPS						
EUR	FIXING	1D (bps)	1M (bps)	1Y	3Y	5Y
1Y	-0.2540	0	0	-0.0859	0.5183	1.0836
2Y	-0.1690	1	1	0.0622	0.6670	1.2090
3Y	-0.0430	2	3	0.2133	0.8050	1.3320
4Y	0.0990	2	4	0.3635	0.9360	1.4470
5Y	0.2460	3	6	0.5054	1.0630	1.5480
7Y	0.5240	3	7	0.7724	1.2900	1.7070
10Y	0.8970	3	8	1.1120	1.5325	1.8510
15Y	1.3010	2	9	1.4404	1.7255	1.9300
20Y	1.4830	2	9	1.5782	1.7809	1.9200
30Y	1.5810	2	10	1.6392	1.7749	1.8650

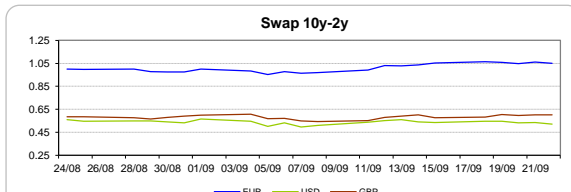
Taxa de Referência Banco Central	
Zona Euro	0.00
EUA	1.25
Reino Unido	0.25
Japão	0.10
Canadá	1.00
Suça	-0.75
China	5.75
Brasil	8.25
Austrália	1.50
Índia	4.00



INTEREST RATE SWAPS				FORWARDS		
USD	FIXING	1D (bps)	1M (bps)	1Y	3Y	5Y
1Y	1.5130	-1	6	1.8588	2.1140	2.3638
2Y	1.6480	-1	8	1.9352	2.1848	2.3870
3Y	1.7450	-1	9	1.9680	2.2434	2.4185
4Y	1.8260	-1	9	2.0572	2.2750	2.4565
5Y	1.9000	-1	9	2.1181	2.3477	2.5313
7Y	2.0340	-1	8	2.2238	2.4030	2.5540
10Y	2.1900	-1	7	2.3085	2.5082	2.5960
15Y	2.3480	-1	6	2.4400	2.5510	2.6105
20Y	2.4240	-1	5	2.4690	2.5700	2.6055
30Y	2.4660	-1	5	2.4860	2.5590	2.5890

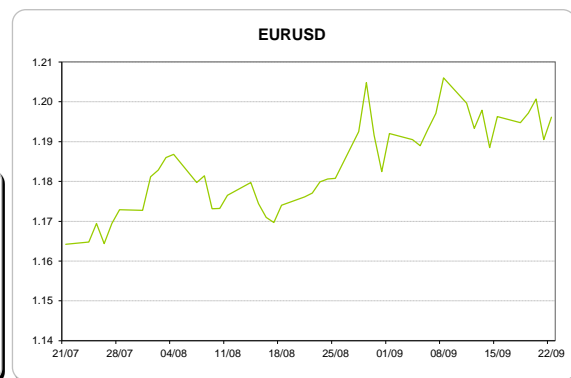
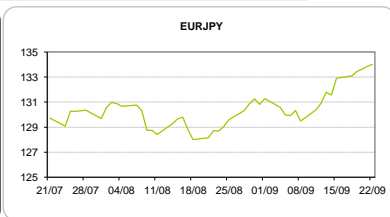
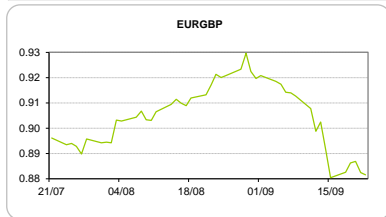


COMMODITIES	Last	Var. 1D	Var. 1M	BONDS	YIELD	1D (bps)	1M (bps)
BRENT	56.74	0.31	5.16	OT 2Y	0.009	0.02	-5.70
JETFUEL	509.25	2.50	38.00	OT 5Y	0.959	0.02	-20.60
DIESEL	548.80	3.80	70.55	OT 10Y	2.429	0.00	-38.80
COBRE	6,456.00	-46.00	-106.00	BUND 10Y	-0.091	-0.52	5.80
ZINCO	3,105.25	-30.00	-20.25	SCHATZ 2Y	-0.046	0.23	1.10
OURO	1,296.01	4.83	10.87	T-NOTE 10Y	2.997	-1.59	8.70
TRIGO	449.25	-3.25	20.25	T-NOTE 2Y	1.958	-0.76	12.90
LICENÇA C02	6.64	0.08	0.86	GILT 10Y	1.428	-1.81	29.90



CAMBIAL

CAMBIAL	Fixing	Var. 1D	Var. 1M	FW 3M	FW 6M	FW 12M
EUR/USD	1.1961	0.47%	1.61%	1.2021	1.2086	1.2226
EUR/GBP	0.88155	0.10%	4.04%	0.8836	0.8860	0.8915
EUR/JPY	134.01	-0.11%	-3.94%	134.01	134.01	134.01
EUR/CHF	1.1601	-0.09%	-1.84%	1.1590	1.1577	1.1555
EUR/BRL	3.741	0.19%	-0.56%	3.8051	3.8649	3.9951
EUR/PLN	4.2651	0.26%	0.23%	4.2852	4.3057	4.3516

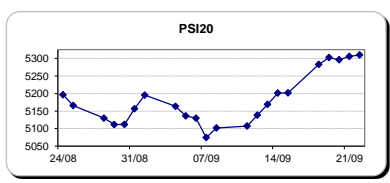


FIXINGS CONTRA USD e EUR											
	EUR	USD	GBP	JPY	CHF	SEK	DKK	CAD	AUD	BRL	NOK
EUR	-	1.1961	0.8816	134.01	1.1601	9.5254	7.4401	1.4724	1.50037	3.7410	9.3151
USD	0.8354	-	0.739	111.92	0.9687	7.9678	6.2154	1.2300	1.2533	3.1270	7.7797

ACCIONISTA

TÍTULO	Cotação	1D %	YTD %
ALTRI	4.120	-0.12	6.63
BANCO BPI	1.067	0.00	-5.66
BCP	0.2312	0.09	25.34
MONTEPIO	-	-	-
CORT. AMORIM	11.650	0.43	37.06
CTT	5.050	-0.90	-21.64
EDP	3.197	-0.87	10.47
EDP R	7.200	0.01	19.28
GALP	14.900	2.51	5.00
J MARTINS	16.525	-0.18	12.11
MOTA ENGIL	2.973	1.61	84.66
NOS	5.300	-0.53	-6.00
PHAROL	0.348	0.58	68.12
NAVIGATOR	4.017	-0.77	26.77
REN	2.740	-0.29	1.56
SEMAPA	15.305	-0.68	14.22
SONAE CAP.	0.877	-0.45	17.25
SONAE SGPS	1.000	0.30	14.42
-	-	-	-
-	-	-	-
-	-	-	-

Maiores ganhos/perdas	
Título	Variação %
GALP	2.51
MOTA ENGIL	1.61
PHAROL	0.58
CORT. AMORIM	0.43
SONAE SGPS	0.30
NOS	-0.53
SEMAPA	-0.68
NAVIGATOR	-0.77
EDP	-0.87
CTT	-0.90



ÍNDICE	Last	Var. 1D	YTD%	MAX Anual	MIN Anual
PSI 20	5,310.06	0.08%	13.48%	5,359.19	4,356.54
CAC40	5,281.29	0.27%	8.62%	5,442.10	4,342.64
ESTX 50 PR	3,540.70	0.03%	7.61%	3,666.80	2,922.82
XTRA DAX	12,592.35	-0.06%	9.68%	12,951.54	10,174.92
S&P 500	2,498.49	-0.09%	11.60%	2,508.85	2,083.79
IBEX 35	10,293.60	-0.03%	10.07%	11,184.40	8,512.40
NIKKEI 225	20,296.45	-0.25%	6.18%	20,481.27	16,111.81

