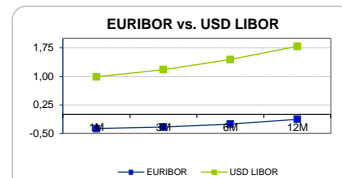


AGRE - ASSESSORIA E GESTÃO DE RISCO A EMPRESAS

Sónia Oliveira - sonia.oliveira@caixabi.pt - 21 313 73 26

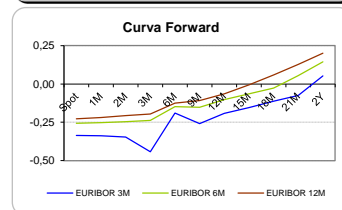
RENTA FIXA

INTERBANK OFFERED RATES									
EURIBOR	FIXING	1D (bps)	1M (bps)	USD LIBOR	LAST PRICE	1D (bps)	1M (bps)	GBP LIBOR	CHF LIBOR
1M	-0,3740	0	0	1M	0,9886	0	0	0,2550	-0,7816
3M	-0,3290	0	0	3M	1,1809	0	3	0,3146	-0,7270
6M	-0,2500	0	-1	6M	1,4421	0	2	0,4637	-0,6596
12M	-0,1240	0	-1	12M	1,7876	0	-1	0,6749	-0,4830

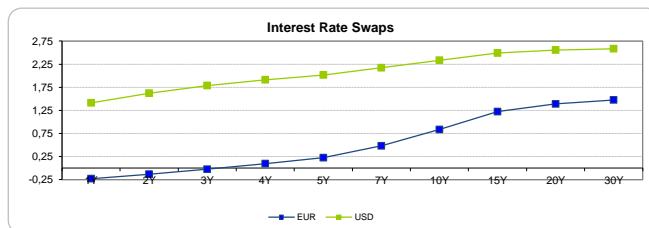


INTEREST RATE SWAPS						
EUR	FIXING	1D (bps)	1M (bps)	1Y	3Y	5Y
1Y	-0,2280	0	-1	-0,0640	0,4669	0,9715
2Y	-0,1310	-1	3	0,0666	0,6014	1,1227
3Y	-0,0230	-2	5	0,2007	0,7303	1,2551
4Y	0,0970	-2	7	0,3335	0,8629	1,3724
5Y	0,2260	-2	9	0,4662	0,9892	1,4710
7Y	0,4820	-3	11	0,7246	1,2146	1,6270
10Y	0,8370	-3	12	1,0488	1,4450	1,7552
15Y	1,2230	-3	14	1,3596	1,6231	1,8228
20Y	1,3910	-2	15	1,4875	1,6763	1,8140
30Y	1,4780	-2	15	1,5411	1,6620	1,7461

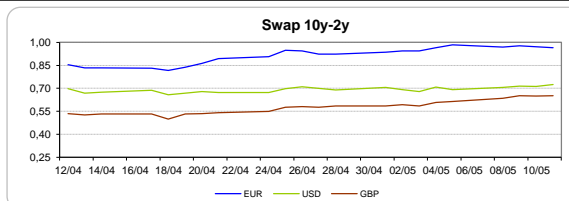
Taxa de Referência Banco Central	
Zona Euro	0,00
EUA	1,00
Reino Unido	0,25
Japão	0,10
Canadá	0,50
Suíça	-0,75
China	5,75
Brasil	11,25
Austrália	1,50
Índia	4,00



INTEREST RATE SWAPS				FORWARDS		
USD	FIXING	1D (bps)	1M (bps)	1Y	3Y	5Y
1Y	1,4140	-1	3	1,7901	2,2650	2,5230
2Y	1,6230	0	5	1,9155	2,3395	2,5640
3Y	1,7870	1	5	2,0380	2,3995	2,5815
4Y	1,9140	1	6	2,1290	2,4490	2,6370
5Y	2,0160	2	6	2,2050	2,4930	2,6990
7Y	2,1740	2	5	2,3230	2,5695	2,7165
10Y	2,3370	2	5	2,4535	2,6460	2,7495
15Y	2,4910	2	3	2,5690	2,7000	2,7405
20Y	2,5580	2	3	2,6110	2,7320	2,7235
30Y	2,5840	2	2	2,6165	2,6535	2,6975

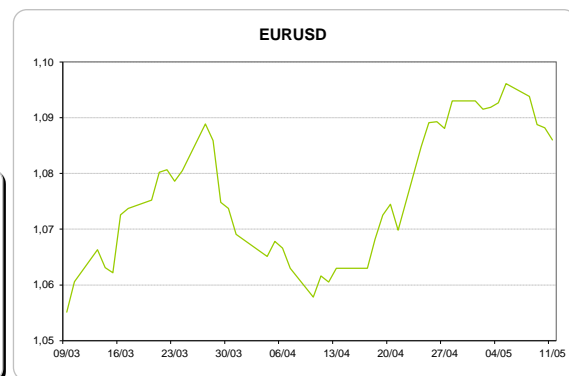
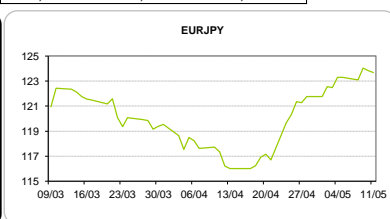
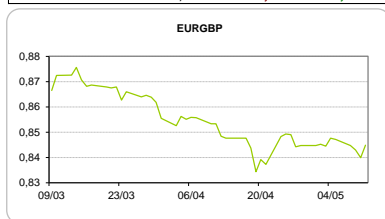


COMMODITIES	Last	Var. 1D	Var. 1M	BONDS	YIELD	1D (bps)	1M (bps)
BRENT	50,92	0,70	-5,68	OT 2Y	0,350	-0,01	-4,80
JETFUEL	461,50	6,75	-38,25	OT 5Y	1,870	0,00	-34,20
DIESEL	457,00	4,75	-45,50	OT 10Y	3,391	-0,01	-46,30
COBRE	5.510,00	-11,50	-246,50	BUND 10Y	-0,031	1,42	20,70
ZINCO	2.586,00	-15,00	-17,50	SCHATZ 2Y	-0,048	-0,23	17,80
OURO	1.223,95	4,72	-50,62	T-NOTE 10Y	3,085	-1,12	5,80
TRIGO	432,00	0,25	-15,50	T-NOTE 2Y	1,817	-1,52	6,10
LICENCA C02	4.35	-0,10	-0,52	GILT 10Y	1,097	-1,01	9,80



CAMBIAL

CAMBIAL	Fixing	Var. 1D	Var. 1M	FW 3M	FW 6M	FW 12M
EUR/USD	1,086	-0,20%	2,30%	1,0911	1,0966	1,1083
EUR/GBP	0,84485	-0,59%	1,00%	0,8465	0,8483	0,8520
EUR/JPY	123,69	0,12%	-5,12%	123,69	123,69	123,69
EUR/CHF	1,0939	0,23%	-2,32%	1,0928	1,0916	1,0891
EUR/BRL	3,4218	0,62%	-2,74%	3,5089	3,5843	3,7319
EUR/PLN	4,2168	-0,13%	0,71%	4,2396	4,2620	4,3082

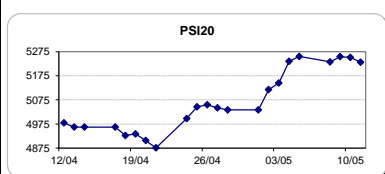


		FIXINGS CONTRA USD e EUR										
		EUR	USD	GBP	JPY	CHF	SEK	DKK	CAD	AUD	BRL	NOK
EUR	-	1,0860	0,8449	123,69	1,0939	9,6521	7,4409	1,4878	1,47308	3,4218	9,3399	
USD	0,9201	-	0,7766	113,67	1,0069	8,8950	6,8465	1,3685	1,3570	3,1580	8,5931	

ACCIONISTA

TÍTULO	Cotação	1D %	YTD %
ALTRI	4,186	-4,45	8,33
BANCO BPI	1,085	1,12	-4,07
BCP	0,2253	-0,31	22,14
MONTEPIO	0,408	-1,45	-3,09
CORT. AMORIM	11,270	0,81	32,59
CTT	5,683	-0,39	-11,82
EDP	3,266	0,46	12,85
EDP R	7,015	-0,34	16,22
GALP	14,285	0,99	0,67
J MARTINS	16,810	-0,74	14,04
MOTA ENGIL	2,530	-2,32	57,14
NOS	5,429	-1,56	-3,71
PHAROL	0,277	3,36	33,82
NAVIGATOR	3,970	-0,33	21,59
REN	2,868	-0,42	6,30
SEMAPA	15,295	-0,03	14,14
SONAE CAP.	0,914	2,93	22,19
SONAE SGPS	0,949	-2,57	8,58
-	-	-	-
-	-	-	-

Maiores ganhos/perdas	
Título	Variação %
PHAROL	3,36
SONAE CAP.	2,93
BANCO BPI	1,12
GALP	0,99
CORT. AMORII	0,81
MONTEPIO	-1,45
NOS	-1,56
MOTA ENIGL	-2,32
SONAE SGPS	-2,57
AI TRI	-4,45



INDICE	Last	Var. 1D	YTD%	MAX Annual	MIN Annual
PSI 20	5.231,08	-0,38%	11,79%	5.291,59	4.175,28
CAC40	5.383,42	-0,32%	10,72%	5.442,10	3.955,98
ESTX 50 PR	3.623,55	-0,61%	10,12%	3.666,80	2.678,27
XTRA DAX	12.711,06	-0,36%	10,71%	12.783,23	9.214,10
S&P 500	2.387,29	-0,51%	6,64%	2.403,87	1.991,68
IBEX 35	10.861,40	-0,57%	16,14%	11.184,40	7.579,80
NIKKEI 225	19.961,55	-1,31%	4,43%	19.989,94	14.864,01

