

AGRE - ASSESSORIA E GESTÃO DE RISCO A EMPRESAS

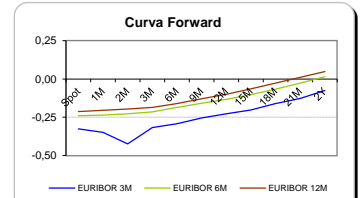
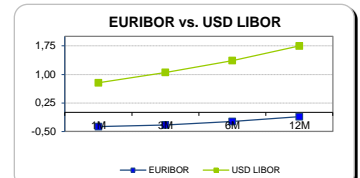
Sónia Oliveira - sonia.oliveira@caixabi.pt - 21 313 73 26

RENTA FIXA

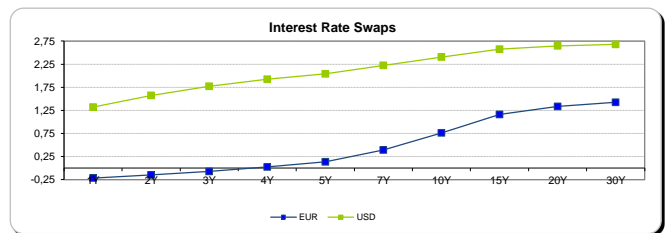
INTERBANK OFFERED RATES									
EURIBOR	FIXING	1D (bps)	1M (bps)	USD LIBOR	LAST PRICE	1D (bps)	1M (bps)	GBP LIBOR	CHF LIBOR
1M	-0,3710	0	0	1M	0,7794	0	0	0,2624	-0,7908
3M	-0,3290	0	0	3M	1,0540	0	1	0,3543	-0,7282
6M	-0,2380	0	0	6M	1,3629	0	0	0,5174	-0,6710
12M	-0,1110	0	-1	12M	1,7457	0	1	0,7415	-0,5168

INTEREST RATE SWAPS						
EUR	FIXING	1D (bps)	1M (bps)	1Y	3Y	5Y
1Y	-0,2130	-1	1	-0,1003	0,2761	0,8203
2Y	-0,1480	0	2	-0,0255	0,3925	0,9812
3Y	-0,0730	0	1	0,0698	0,5355	1,1145
4Y	0,0240	-1	0	0,1846	0,6790	1,2375
5Y	0,1370	-1	0	0,3109	0,8225	1,3340
7Y	0,3910	-1	0	0,5746	1,0600	1,5042
10Y	0,7610	-2	-1	0,9134	1,3058	1,6428
15Y	1,1600	-2	0	1,2326	1,4901	1,7020
20Y	1,3330	-2	1	1,3650	1,5474	1,6965
30Y	1,4230	-2	1	1,4151	1,5313	1,6185

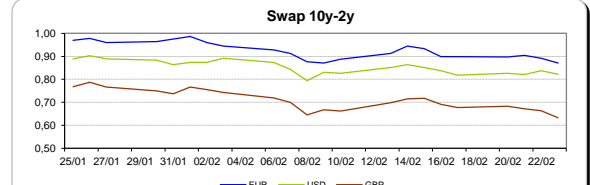
Taxa de Referência Banco Central	
Zona Euro	0,00
EUA	0,75
Reino Unido	0,25
Japão	0,10
Canadá	0,50
Suíça	-0,75
China	5,75
Brasil	12,25
Austrália	1,50
Índia	4,00



INTEREST RATE SWAPS				FORWARDS		
USD	FIXING	1D (bps)	1M (bps)	1Y	3Y	5Y
1Y	1,3190	2	5	1,7818	2,3050	2,5965
2Y	1,5750	2	4	1,9200	2,3795	2,6495
3Y	1,7710	3	3	2,0525	2,4505	2,6870
4Y	1,9230	3	2	2,1505	2,5120	2,7250
5Y	2,0420	3	1	2,2360	2,5625	2,7790
7Y	2,2240	4	1	2,3730	2,6415	2,8040
10Y	2,4060	4	2	2,5140	2,7230	2,8360
15Y	2,5740	4	4	2,6350	2,7770	2,8450
20Y	2,6470	4	5	2,6790	2,7815	2,8260
30Y	2,6770	4	6	2,6855	2,7836	2,7865

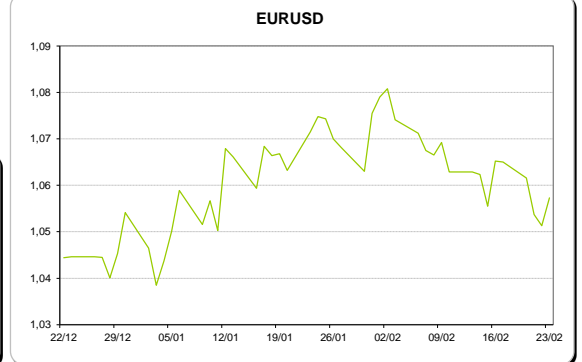
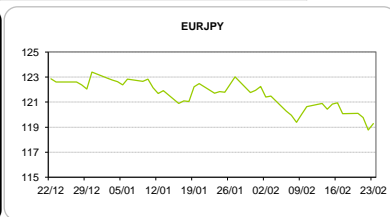
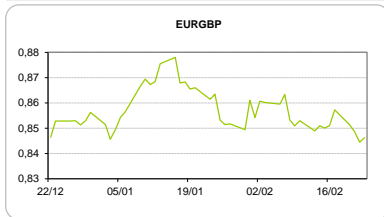


COMMODITIES	Last	Var. 1D	Var. 1M	BONDS	YIELD	1D (bps)	1M (bps)
BRENT	56,49	0,65	0,86	OT 2Y	0,018	-0,03	-5,80
JETFUEL	491,75	-10,25	0,75	OT 5Y	1,867	-0,02	-0,60
DIESEL	494,50	-9,75	2,00	OT 10Y	3,970	0,01	10,90
COBRE	6.027,00	-20,00	292,00	BUND 10Y	-0,412	-4,41	-20,80
ZINCO	2.864,00	-11,25	99,25	SCHATZ 2Y	-0,297	-1,82	-21,70
OURO	1.249,02	11,47	30,92	T-NOTE 10Y	3,075	-2,56	-8,40
TRIGO	454,75	-1,25	7,75	T-NOTE 2Y	1,650	-3,03	-8,00
LICENÇA C02	5,37	0,30	0,04	GILT 10Y	1,118	-5,74	-27,70



CAMBIAL

CAMBIAL	Fixing	Var. 1D	Var. 1M	FW 3M	FW 6M	FW 12M
EUR/USD	1,0573	0,57%	-1,33%	1,0618	1,0669	1,0789
EUR/GBP	0,84628	-0,21%	1,80%	0,8480	0,8499	0,8542
EUR/JPY	119,3	-0,43%	2,03%	119,30	119,30	119,30
EUR/CHF	1,0652	0,15%	0,71%	1,0638	1,0624	1,0594
EUR/BRL	3,2445	-0,20%	4,85%	3,3335	3,4203	3,5668
EUR/PLN	4,3046	-0,13%	1,54%	4,3286	4,3513	4,4004

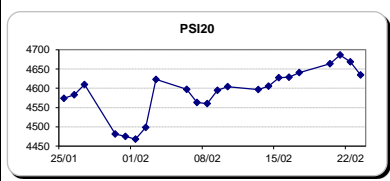


FIXINGS CONTRA USD e EUR											
	EUR	USD	GBP	JPY	CHF	SEK	DKK	CAD	AUD	BRL	NOK
EUR	-	1,0573	0,8463	119,30	1,0652	9,5133	7,4332	1,3866	1,37161	3,2445	8,8193
USD	0,9440	-	0,7968	112,61	1,0057	8,9820	7,0169	1,3099	1,2948	3,0660	8,3256

ACCIONISTA

TÍTULO	Cotação	1D %	YTD %
ALTRI	4,307	-0,16	11,46
BANCO BPI	1,024	0,39	-9,46
BCP	0,1495	-2,29	-18,95
MONTEPIO	0,411	0,00	-2,38
CORT. AMORIM	9,768	-0,53	14,92
CTT	5,021	-0,61	-22,09
EDP	2,896	0,14	0,07
EDP R	6,244	-0,98	3,45
GALP	13,785	1,47	-2,85
J MARTINS	15,330	-5,37	4,00
MOTA ENGIL	1,611	-1,23	0,06
NOS	5,583	1,31	-0,98
PHAROL	0,343	-1,15	65,70
NAVIGATOR	3,583	1,50	9,74
REN	2,615	-0,49	-3,08
SEMAPA	13,295	-0,52	-0,78
SONAE CAP.	0,708	0,57	-5,35
SONAE SGPS	0,841	0,12	-3,78

Maiores ganhos/perdas	
Título	Variação %
NAVIGATOR	1,50
GALP	1,47
NOS	1,31
SONAE CAP.	0,57
BANCO BPI	0,39
EDP R	-0,98
PHAROL	-1,15
MOTA ENGIL	-1,23
BCP	-2,29
J MARTINS	-5,37



ÍNDICE	Last	Var. 1D	YTD%	MAX Anual	MIN Anual
PSI 20	4.634,31	-0,74%	-0,96%	5.222,69	4.175,28
CAC40	4.891,29	-0,09%	0,60%	4.932,35	3.955,98
ESTX 50 PR	3.333,96	-0,16%	1,32%	3.355,40	2.678,27
XTRA DAX	11.947,83	-0,42%	4,07%	12.031,11	9.125,19
S&P 500	2.360,12	-0,11%	5,42%	2.368,26	1.891,00
IBEX 35	9.493,40	0,17%	1,51%	9.623,50	7.579,80
NIKKEI 225	19.371,46	-0,04%	1,35%	19.615,40	14.864,01

