

**AGRE - ASSESSORIA E GESTÃO DE RISCO A EMPRESAS**

Sónia Oliveira - sonia.oliveira@caixabi.pt - 21 313 73 26

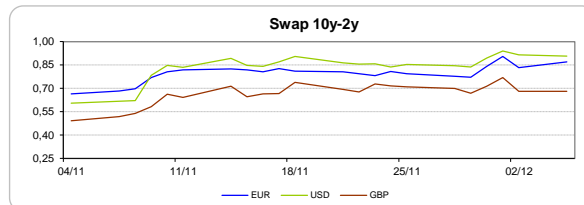
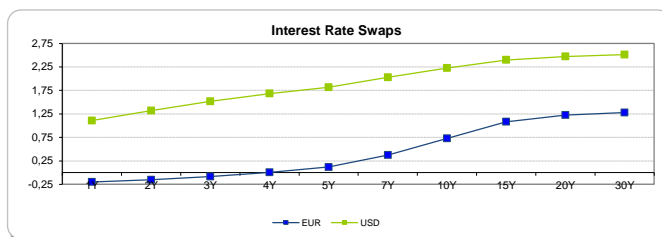
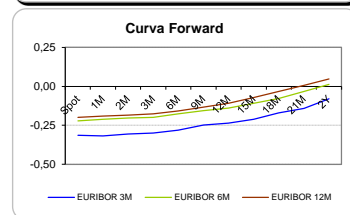
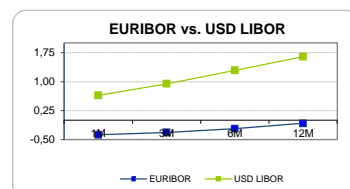
**RENTA FIXA**

INTERBANK OFFERED RATES									
EURIBOR	FIXING	1D (bps)	1M (bps)	USD LIBOR	LAST PRICE	1D (bps)	1M (bps)	GBP LIBOR	CHF LIBOR
1M	-0,3730	0	0	1M	0,6467	1	11	0,2594	-0,8358
3M	-0,3130	0	0	3M	0,9464	0	7	0,3838	-0,7470
6M	-0,2180	0	-1	6M	1,2916	0	4	0,5485	-0,6760
12M	-0,0780	0	-1	12M	1,6446	0	8	0,7936	-0,5062

INTEREST RATE SWAPS						
EUR	FIXING	1D (bps)	1M (bps)	1Y	3Y	5Y
1Y	-0,1990	0	-1	-0,1080	0,2858	0,8650
2Y	-0,1530	1	1	-0,0302	0,4293	1,0128
3Y	-0,0840	1	4	0,0740	0,5742	1,1414
4Y	0,0070	1	8	0,1978	0,7200	1,2546
5Y	0,1190	1	12	0,3298	0,8529	1,3426
7Y	0,3740	1	19	0,5964	1,0771	1,4795
10Y	0,7290	2	25	0,9163	1,2863	1,5904
15Y	1,0840	1	28	1,1951	1,4342	1,6253
20Y	1,2250	1	29	1,2995	1,4642	1,5849
30Y	1,2790	1	30	1,3227	1,4316	1,5068

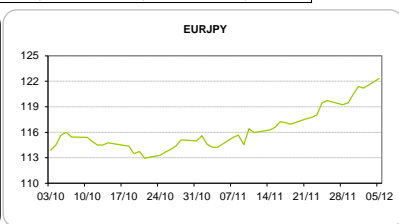
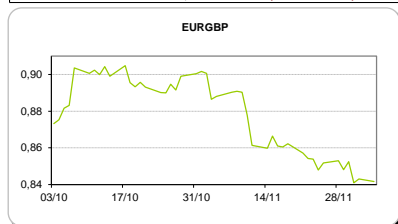
INTEREST RATE SWAPS				FORWARDS		
USD	FIXING	1D (bps)	1M (bps)	1Y	3Y	5Y
1Y	1,1080	-1	14	1,5467	2,2226	2,5527
2Y	1,3210	-2	27	1,7295	2,3150	2,6059
3Y	1,5180	-3	39	1,9017	2,3946	2,6460
4Y	1,6840	-4	47	2,0243	2,4579	2,6743
5Y	1,8180	-4	52	2,1263	2,5088	2,6989
7Y	2,0280	-4	56	2,2782	2,5823	2,7050
10Y	2,2280	-4	57	2,4195	2,6210	2,7300
15Y	2,4000	-3	54	2,5150	2,6625	2,7682
20Y	2,4750	-3	52	2,5836	2,7017	2,7060
30Y	2,5140	-3	49	2,5967	2,6390	2,6640

COMMODITIES	Last	Var. 1D	Var. 1M	BONDS	YIELD	1D (bps)	1M (bps)
BRENT	55,00	0,54	8,45	OT 2Y	0,319	-0,03	-1,30
JETFUEL	492,75	6,25	71,25	OT 5Y	2,214	-0,03	37,70
DIESEL	488,50	4,75	63,25	OT 10Y	3,703	0,01	45,10
COBRE	5.789,00	-31,00	840,00	BUND 10Y	-0,035	3,96	12,20
ZINCO	2.654,00	-61,75	232,50	SCHATZ 2Y	-0,108	1,83	-11,30
OURO	1.167,05	-10,20	-137,55	T-NOTE 10Y	3,138	0,64	50,70
TRIGO	407,00	2,75	-25,00	T-NOTE 2Y	1,711	1,89	30,20
LICENÇA C02	4,35	0,05	-2,06	GILT 10Y	1,460	2,19	20,50



**CAMBIAL**

CAMBIAL	Fixing	Var. 1D	Var. 1M	FW 3M	FW 6M	FW 12M
EUR/USD	1,0702	0,56%	-3,25%	1,0752	1,0801	1,0908
EUR/GBP	0,84168	0,16%	5,79%	0,8436	0,8457	0,8500
EUR/JPY	122,32	-0,92%	-5,66%	122,32	122,32	122,32
EUR/CHF	1,0833	-0,47%	-0,70%	1,0819	1,0805	1,0775
EUR/BRL	3,6847	0,57%	-3,97%	3,7977	3,9038	4,1032
EUR/PLN	4,5013	-0,44%	-3,82%	4,5281	4,5534	4,6011



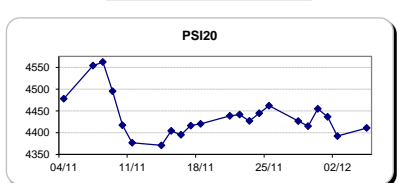
**FIXINGS CONTRA USD e EUR**

	EUR	USD	GBP	JPY	CHF	SEK	DKK	CAD	AUD	BRL	NOK
EUR	-	1,0702	0,8417	122,32	1,0833	9,8193	7,4392	1,4235	1,43513	3,6847	8,9894
USD	0,9323	-	0,787	114,435	1,0110	9,1561	6,9355	1,3267	1,3390	3,4457	8,3804

**ACCIONISTA**

TITULO	Cotação	1D %	YTD %
ALTRI	3,635	1,82	-23,79
BANCO BPI	1,126	0,00	3,21
BCP	1,1251	-2,82	-69,32
MONTEPIO	0,430	0,00	-34,35
CORT. AMORIM	7,720	1,05	29,79
CTT	5,664	-1,00	-36,03
EDP	2,695	-0,07	-18,85
EDP R	5,854	-0,95	-19,26
GALP	13,200	1,07	23,13
J MARTINS	14,670	2,19	22,30
MOTA ENGL	1,535	1,32	-20,26
NOS	5,209	0,46	-28,11
PHAROL	0,175	4,17	-19,01
NAVIGATOR	2,941	-0,10	-15,75
REN	2,515	-0,32	-9,60
SEMAPA	12,230	1,83	-3,66
SONAE CAP.	0,724	2,40	41,96
SONAE SGPS	0,782	1,56	-25,38
-	-	-	-
-	-	-	-
-	-	-	-

Maiores ganhos/perdas	
Título	Variação %
PHAROL	4,17
SONAE CAP.	2,40
J MARTINS	2,19
SEMAPA	1,83
ALTRI	1,82
NAVIGATOR	-0,10
REN	-0,32
EDP R	-0,95
CTT	-1,00
BCP	-2,82



ÍNDICE	Last	Var. 1D	YTD%	MAX Anual	MIN Anual
PSI 20	4.410,81	0,43%	-16,98%	5.349,85	4.175,28
CAC40	4.574,32	1,00%	-1,35%	4.803,48	3.892,46
ESTX 50 PR	3.052,75	1,25%	-6,57%	3.394,93	2.672,73
XTRA DAX	10.684,83	1,63%	-0,54%	10.992,55	8.699,29
S&P 500	2.206,11	0,65%	7,94%	2.214,10	1.810,10
IBEX 35	8.664,70	0,67%	-9,22%	10.158,20	7.579,80
NIKKEI 225	18.274,99	-0,82%	-3,99%	19.869,08	14.864,01

