

**AGRE - ASSESSORIA E GESTÃO DE RISCO A EMPRESAS**

Sónia Oliveira - sonia.oliveira@caixabi.pt - 21 313 73 26

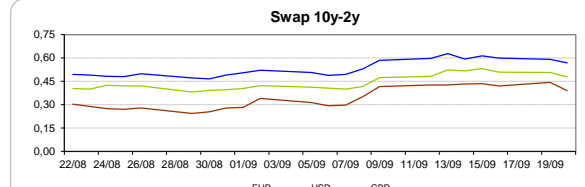
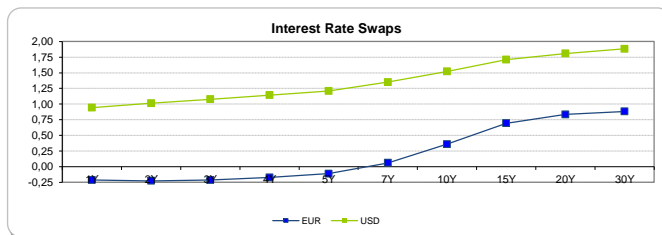
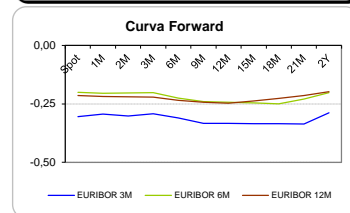
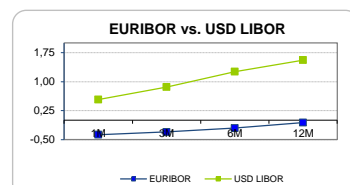
**RENTA FIXA**

INTERBANK OFFERED RATES									
EURIBOR	FIXING	1D (bps)	1M (bps)	USD LIBOR	LAST PRICE	1D (bps)	1M (bps)	GBP LIBOR	CHF LIBOR
1M	-0,3710	0	0	1M	0,5362	0	2	0,2671	-0,8114
3M	-0,3010	0	0	3M	0,8607	0	4	0,3788	-0,7478
6M	-0,2000	0	-1	6M	1,2566	1	4	0,5250	-0,6458
12M	-0,0570	0	-1	12M	1,5558	1	3	0,7473	-0,4830

INTEREST RATE SWAPS						
EUR	FIXING	1D (bps)	1M (bps)	1Y	3Y	5Y
1Y	-0,2144	0	-1	-0,2467	-0,0685	0,3451
2Y	-0,2260	0	-2	-0,2226	0,0270	0,4708
3Y	-0,2130	0	-1	-0,1714	0,1329	0,6029
4Y	-0,1730	0	1	-0,0981	0,2492	0,7118
5Y	-0,1120	0	3	-0,0097	0,3712	0,8056
7Y	0,0610	1	5	0,2007	0,5811	0,9521
10Y	0,3580	1	8	0,4871	0,7932	1,0759
15Y	0,6950	1	11	0,7544	0,9500	1,1274
20Y	0,8350	1	13	0,8581	0,9879	1,0970
30Y	0,8830	1	15	0,8742	0,9521	1,0131

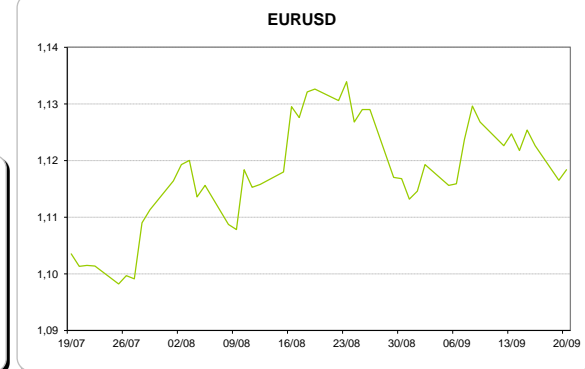
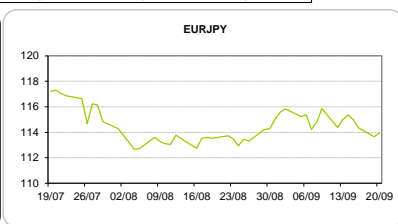
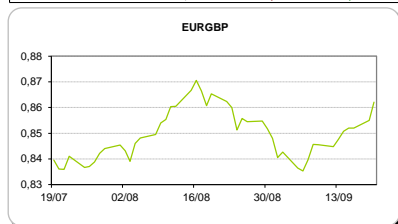
INTEREST RATE SWAPS				FORWARDS		
USD	FIXING	1D (bps)	1M (bps)	1Y	3Y	5Y
1Y	0,9440	1	4	1,1015	1,3368	1,6120
2Y	1,0140	2	4	1,1566	1,4025	1,6700
3Y	1,0780	2	4	1,2157	1,4540	1,7140
4Y	1,1430	2	4	1,2777	1,5447	1,7680
5Y	1,2100	1	5	1,3463	1,5820	1,8240
7Y	1,3500	1	6	1,4540	1,6790	1,8690
10Y	1,5230	0	8	1,6181	1,7830	1,9260
15Y	1,7100	-1	10	1,7460	1,8740	1,9710
20Y	1,8090	-2	10	1,8200	1,9155	1,9800
30Y	1,8820	-2	10	1,8655	1,9230	1,9700

COMMODITIES	Last	Var. 1D	Var. 1M	BONDS	YIELD	1D (bps)	1M (bps)
BRENT	46,08	0,13	-5,11	OT 2Y	0,506	-0,07	-11,60
JETFUEL	420,00	8,75	-23,50	OT 5Y	2,006	-0,07	13,50
DIESEL	423,00	5,46	-20,00	OT 10Y	3,311	-0,06	30,20
COBRE	4.767,50	-12,00	-22,00	BUND 10Y	-0,314	-3,57	0,10
ZINCO	2.243,25	36,00	-41,25	SCHATZ 2Y	-0,037	-0,92	-5,10
OURO	1.315,59	2,46	-25,67	T-NOTE 2Y	2,515	-2,12	3,00
TRIGO	407,75	3,75	-37,00	T-NOTE 10Y	1,337	-0,75	3,00
LICENÇA C02	4,16	-0,24	-0,61	GILT 10Y	0,883	-7,51	8,70



**CAMBIAL**

CAMBIAL	Fixing	Var. 1D	Var. 1M	FW 3M	FW 6M	FW 12M
EUR/USD	1,1184	0,17%	-1,08%	1,1226	1,1274	1,1373
EUR/GBP	0,86213	-0,83%	0,03%	0,8640	0,8658	0,8696
EUR/JPY	113,93	-0,25%	-0,18%	113,93	113,93	113,93
EUR/CHF	1,0931	0,20%	-0,34%	1,0918	1,0903	1,0875
EUR/BRL	3,6369	0,56%	-0,37%	3,7477	3,8597	4,0677
EUR/PLN	4,3014	-0,01%	0,21%	4,3254	4,3482	4,3936



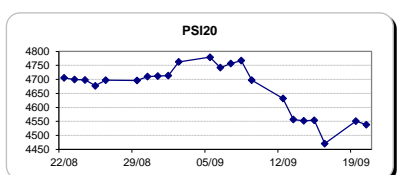
**FIXINGS CONTRA USD e EUR**

	EUR	USD	GBP	JPY	CHF	SEK	DKK	CAD	AUD	BRL	NOK
EUR	-	1,1184	0,8621	113,93	1,0931	9,5861	7,4547	1,4762	1,47893	3,6369	9,2665
USD	0,8953	-	0,7721	101,69	0,9788	8,5782	6,6734	1,3221	1,3238	3,2474	8,2887

**ACCIONISTA**

TITULO	Cotação	1D %	YTD %
ALTRI	3,113	-0,80	-34,74
BANCO BPI	1,091	-0,37	0,00
BCP	0,016	-1,27	-68,29
MONTEPIO	0,456	-0,87	-30,38
CORT. AMORIM	8,303	-2,25	39,59
CTT	6,282	-0,98	-29,05
EDP	2,924	0,24	-11,95
EDP R	7,038	-0,45	-2,92
GALP	11,875	-0,88	10,77
J MARTINS	15,005	0,30	25,09
MOTA ENGL	1,559	-1,45	-19,01
NOS	6,054	0,22	-16,45
PHAROL	0,236	-1,26	9,23
NAVIGATOR	2,650	1,22	-24,09
REN	2,524	-0,28	-9,27
SEMAPA	11,400	-0,61	-10,20
SONAE CAP.	0,687	-0,29	34,71
SONAE SGPS	0,658	-0,15	-37,21

Maiores ganhos/perdas	
Título	Varição %
NAVIGATOR	1,22
J MARTINS	0,30
EDP	0,24
NOS	0,22
CTT	-0,98
PHAROL	-1,26
BCP	-1,27
MOTA ENGL	-1,45
CORT. AMORIM	-2,25



ÍNDICE	Last	Var. 1D	YTD%	MAX Anual	MIN Anual
PSI 20	4.538,58	-0,28%	-14,58%	5.625,06	4.175,28
CAC40	4.388,60	-0,13%	-5,36%	5.011,65	3.892,46
ESTX 50 PR	2.969,78	0,05%	-9,11%	3.524,04	2.672,73
XTRA DAX	10.408,41	0,33%	-3,11%	11.430,87	8.699,29
S&P 500	2.145,33	0,29%	4,96%	2.193,81	1.810,10
IBEX 35	8.700,70	-0,17%	-8,84%	10.631,60	7.579,80
NIKKEI 225	16.492,15	-0,16%	-13,35%	20.012,40	14.864,01

