

**AGRE - ASSESSORIA E GESTÃO DE RISCO A EMPRESAS**

Sónia Oliveira - sonia.oliveira@caixa.pt - 21 313 73 26

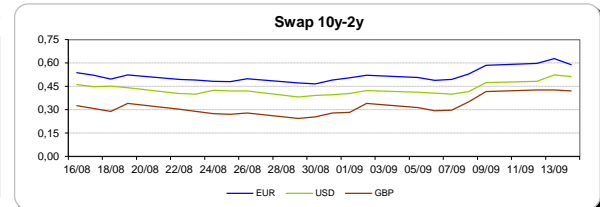
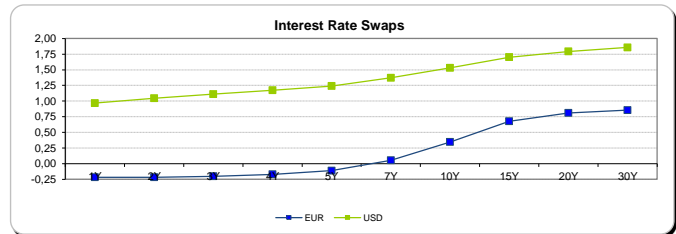
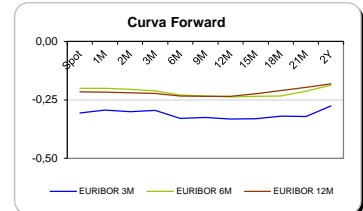
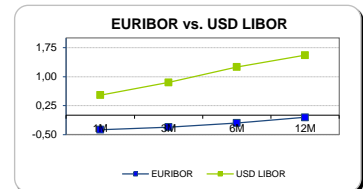
**RENTA FIXA**

INTERBANK OFFERED RATES									
EURIBOR	FIXING	1D (bps)	1M (bps)	USD LIBOR	LAST PRICE	1D (bps)	1M (bps)	GBP LIBOR	CHF LIBOR
1M	-0,3720	0	0	1M	0,5243	0	2	0,2656	-0,7958
3M	-0,3030	0	0	3M	0,8503	-1	3	0,3794	-0,7374
6M	-0,1990	0	-1	6M	1,2489	-1	4	0,5294	-0,6400
12M	-0,0540	0	-1	12M	1,5540	-1	3	0,7483	-0,4780

INTEREST RATE SWAPS						
EUR	FIXING	1D (bps)	1M (bps)	1Y	3Y	5Y
1Y	-0,2160	-1	-1	-0,2354	-0,0631	0,3784
2Y	-0,2170	-1	1	-0,2078	0,0303	0,5080
3Y	-0,2020	-1	2	-0,1592	0,1460	0,6389
4Y	-0,1690	-2	3	-0,0876	0,2686	0,7528
5Y	-0,1120	-2	4	0,0054	0,3938	0,8447
7Y	0,0540	-3	6	0,2220	0,6135	1,0004
10Y	0,3470	-4	8	0,5186	0,8322	1,1269
15Y	0,6780	-5	10	0,7940	0,9945	1,1802
20Y	0,8110	-5	11	0,9009	1,0343	1,1493
30Y	0,8550	-5	12	0,9183	0,9981	1,0622

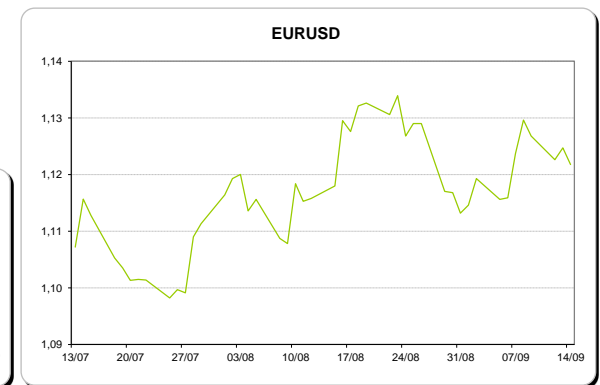
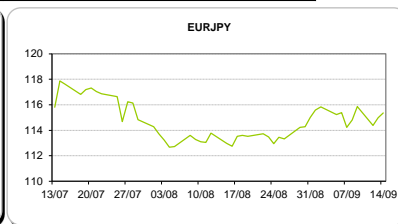
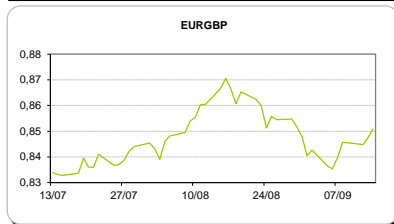
INTEREST RATE SWAPS				FORWARDS		
USD	FIXING	1D (bps)	1M (bps)	1Y	3Y	5Y
1Y	0,9670	0	8	1,0740	1,3360	1,6515
2Y	1,0440	0	10	1,1330	1,4083	1,7221
3Y	1,1100	0	12	1,2001	1,4898	1,7525
4Y	1,1740	0	14	1,2697	1,5629	1,7990
5Y	1,2400	1	15	1,3448	1,6267	1,8585
7Y	1,3710	1	16	1,4810	1,7300	1,9374
10Y	1,5310	2	16	1,6376	1,8393	1,9983
15Y	1,7010	1	16	1,7745	1,9347	2,0195
20Y	1,7940	1	15	1,8729	1,9555	2,0290
30Y	1,8570	1	14	1,9253	1,9975	2,0155

COMMODITIES	Last	Var. 1D	Var. 1M	BONDS	YIELD	1D (bps)	1M (bps)
BRENT	46,18	-0,92	-1,08	OT 2Y	0,445	-0,03	7,20
JETFUEL	415,25	-10,50	0,50	OT 5Y	1,917	-0,03	35,90
DIESEL	416,00	-9,00	5,25	OT 10Y	3,267	-0,03	57,50
COBRE	4.662,50	2,00	-111,00	BUND 10Y	-0,270	-2,56	6,50
ZINCO	2.223,00	-29,50	-10,50	SCHATZ 2Y	-0,023	-2,52	-3,20
OURO	1.324,18	5,16	-11,67	T-NOTE 10Y	2,532	-4,71	7,70
TRIGO	403,75	2,75	-36,25	T-NOTE 2Y	1,318	-5,26	4,10
LICENÇA C02	3,99	-0,04	-0,91	GILT 10Y	0,962	-1,46	22,90



**CAMBIAL**

CAMBIAL	Fixing	Var. 1D	Var. 1M	FW 3M	FW 6M	FW 12M
EUR/USD	1,1218	-0,26%	0,34%	1,1259	1,1307	1,1407
EUR/GBP	0,85078	-0,37%	1,88%	0,8526	0,8543	0,8584
EUR/JPY	115,37	-0,34%	-2,08%	115,37	115,37	115,37
EUR/CHF	1,0944	0,12%	-0,59%	1,0931	1,0917	1,0890
EUR/BRL	3,7427	-0,62%	-4,78%	3,8583	3,9742	4,1966
EUR/PLN	4,3365	0,41%	-1,55%	4,3598	4,3826	4,4294



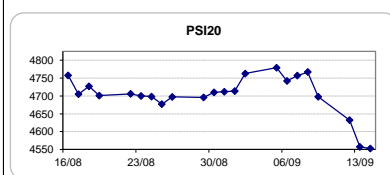
**FIXINGS CONTRA USD e EUR**

	EUR	USD	GBP	JPY	CHF	SEK	DKK	CAD	AUD	BRL	NOK
EUR	-	1,1218	0,8508	115,37	1,0944	9,5405	7,4440	1,4863	1,50601	3,7427	9,2713
USD	0,8891	-	0,7587	102,57	0,9733	8,4847	6,6194	1,3190	1,3383	3,3327	8,2511

**ACCIONISTA**

TITULO	Cotação	1D %	YTD %
ALTRI	3,183	1,18	-33,27
BANCO BPI	1,039	2,67	-4,77
BCP	0,018	-1,11	-63,58
MONTEPIO	0,457	-1,72	-30,23
CORT. AMORIM	8,255	0,87	38,79
CTT	6,284	-1,47	-29,03
EDP	2,897	-0,03	-12,77
EDP R	6,990	-0,29	-3,59
GALP	12,300	-0,97	14,74
J MARTINS	14,250	0,67	18,80
MOTA ENGIL	1,711	0,00	-11,12
NOS	5,991	0,02	-17,32
PHAROL	0,244	1,67	12,93
NAVIGATOR	2,649	0,00	-24,12
REN	2,543	0,00	-8,59
SEMAPA	11,570	0,13	-8,86
SONAE CAP.	0,670	0,45	31,37
SONAE SGPS	0,672	0,30	-35,88
-	-	-	-
-	-	-	-
-	-	-	-

Maiores ganhos/perdas	
Título	Variação %
BANCO BPI	2,67
PHAROL	1,67
ALTRI	1,18
CORT. AMORIM	0,87
J MARTINS	0,67
EDP R	-0,29
GALP	-0,97
BCP	-1,11
CTT	-1,47
MONTEPIO	-1,72



ÍNDICE	Last	Var. 1D	YTD%	MAX Anual	MIN Anual
PSI 20	4.552,45	-0,10%	-14,32%	5.625,06	4.175,28
CAC40	4.370,26	-0,39%	-5,75%	5.011,65	3.892,46
ESTX 50 PR	2.964,90	-0,33%	-9,26%	3.524,04	2.672,73
XTRA DAX	10.378,40	-0,08%	-3,39%	11.430,87	8.699,29
S&P 500	2.134,10	0,33%	4,41%	2.193,81	1.810,10
IBEX 35	8.702,40	-0,25%	-8,82%	10.631,60	7.579,80
NIKKEI 225	16.614,24	-0,69%	-12,71%	20.012,40	14.864,01

